


A low-angle photograph of an American flag waving in front of a tall, modern skyscraper with a grid-like window pattern. The sky is bright and clear.

FIRM CAPITAL APARTMENT REIT

CAPITAL PRESERVATION • DISCIPLINED INVESTING

REPORT TO UNITHOLDERS

THIRD QUARTER 2025
SEPTEMBER 30, 2025



PRESS RELEASE



FIRM CAPITAL APARTMENT REIT PROVIDES STRATEGIC REVIEW UPDATE, ACCRETIVE TEXAS PROPERTY REFINANCING AND Q3/2025 AND 3Q/2025 EARNINGS

All figures in \$USD unless otherwise noted.

Toronto, Ontario, November 19, 2025. Firm Capital Apartment Real Estate Investment Trust ("the **"Trust"**"), (TSXV: FCA.U), (TSXV: FCA.UN) is pleased to provide a Strategic Review update, accretive Texas property refinancing and financial results for the three and nine months ended September 30, 2025:

STRATEGIC REVIEW UPDATE

Since November 15, 2022, the Trust has been under a strategic review process to identify, evaluate and pursue a range of strategic alternatives with the goal of maximizing unitholder value (the **"Strategic Review"**). By way of update, the Board of Trustees of the REIT have confirmed that no further growth will occur in the US under the current platform. As such, the Board will pursue the following strategy: (i) sell and exit all current investments, and return cash to Unitholders, and/or (ii) sell and exit all current investments and explore the sale or re-utilization of the Trust for another property and/or platform.

To date the Trust has accomplished the following:

- Sold four of six wholly owned assets for gross proceeds of approximately \$71.6 million;
- Net sale proceeds of approximately \$28 million were used for debt repayment;
- As part of the transaction to sell the Trust's only property located in Florida (May 20, 2024) the Trust agreed to provide seller financing of \$4.0 million that generates a minimum 9% return and has since escalated to 15%;
- Completed the sale (January 31, 2024) of one of its joint venture properties located in Maryland for \$15.9 million (100% of the property). Net sale proceeds were approximately \$4.1 million, of which the Trust received approximately \$1.1 million given its 25% ownership in the property; and
- Hartford, Connecticut joint venture refinanced existing first mortgage in excess of the original principal balance, resulting in net proceeds of \$2.2 million available to the joint venture (October 1, 2024). The joint venture repaid the preferred investment owing to the Trust of \$1.7 million and made a partial return of common equity of approximately \$0.1 million to the Trust.

It is the Trust's current intention not to disclose developments with respect to the Strategic Review unless and until it is determined that disclosure is necessary or appropriate, or as required under applicable securities laws.

NET ASSET VALUE ("NAV") \$5.84 PER TRUST UNIT (CAD \$8.18): Including disposition costs of assets held for sale, the Trust reported NAV of \$5.84 per Trust Unit (CAD \$8.18).

ACCRETIVE TEXAS PROPERTY REFINANCING

- The Trust recently refinanced its \$19.1 million, 8.25% fixed rate, interest only first mortgage maturing on February 4, 2026 with a new variable, interest only, \$19.1 million first mortgage with a Canadian Chartered Bank maturing on September 8, 2027. The interest rate on the new first mortgage is based on the One Month US Secured Overnight Financing Rate ("**SOFR**") plus 2.25%. This equates to an interest rate of 6.59% for a 166 basis point interest rate savings. The savings on the new mortgage equates to AFFO of approximately \$0.3 million or \$0.04 per unit annually. This property, along with the Trust's other Texas property, is currently being held for sale.

EARNINGS

- Excluding non-cash fair value adjustments, net income for the three months ended September 30, 2025 was approximately \$0.13 million, in comparison to the \$0.27 million reported for the three months ended June 30, 2025 and \$0.14 million reported for the three months ended September 30, 2024. For the nine months ended September 30, 2025 and excluding non-cash fair value adjustments, net income was approximately \$0.57 million, in comparison to the \$0.29 million loss reported for the same period last year; and
- AFFO for the three months ended September 30, 2025 was \$0.26 million, in comparison to the \$0.3 million reported for the three months ended June 30, 2025 and the \$0.16 million reported for the three months ended September 30, 2024. For the nine months ended September 30, 2025, AFFO was approximately \$0.76 million, in comparison to the \$0.24 million loss reported for the same period last year.

	Three Months Ended			Nine Months Ended		
	Sep 30, 2025	Jun 30, 2025	Sep 30, 2024	Sep 30, 2025	Sep 30, 2024	
Net Income / (Loss)	\$ (5,450,296)	\$ (51,665)	\$ 807,897	\$ (5,575,838)	\$ (3,300,929)	
Net Income / (Loss) Before Fair Value Adjustments	\$ 134,327	\$ 265,458	\$ 142,916	\$ 566,911	\$ (288,720)	
FFO	\$ 302,121	\$ 350,462	\$ 252,335	\$ 890,653	\$ (1,263,635)	
AFFO	\$ 262,279	\$ 300,732	\$ 158,924	\$ 760,438	\$ (237,628)	

CAUTIONARY NOTE REGARDING FORWARD-LOOKING STATEMENTS:

Certain information in this news release constitutes forward-looking statements under applicable securities law. Any statements that are contained in this news release that are not statements of historical fact may be deemed to be forward-looking statements.

Forward-looking statements are often identified by terms such as "may", "should", "anticipate", "expect", "intend" and similar expressions.

Forward-looking statements necessarily involve known and unknown risks, including, without limitation, risks associated with general economic conditions; adverse factors affecting the U.S. real estate market generally or those specific markets in which the Trust holds properties; volatility of real estate prices; inability to access sufficient capital from internal and external sources, the completion of the Strategic Review; and/or inability to access sufficient capital on favourable terms; industry and government regulation; changes in legislation, income tax and regulatory matters; the ability of the Trust to implement its business strategies; competition; currency and interest rate fluctuations and other risks. Additional risk factors that may impact the Trust or cause actual results and performance to differ from the forward looking statements contained herein are set forth in the Trust's Annual Information form under the heading Risk Factors (a copy of which can be obtained under the Trust's profile on www.sedar.com).

Readers are cautioned that the foregoing list is not exhaustive. Readers are further cautioned not to place undue reliance on forward-looking statements as there can be no assurance that the plans, intentions or expectations upon which they are placed will occur. Such information, although considered reasonable by management at the time of preparation, may prove to be incorrect and actual results may differ materially from those anticipated. Forward-looking statements contained in this news release are expressly qualified by this cautionary statement. Except as required by applicable law, the Trust undertakes no obligation to publicly update or revise any forward-looking statement, whether as a result of new information, future events or otherwise.

Certain financial information presented in this press release reflect certain non-International Financial Reporting Standards ("IFRS") financial measures, which include, but not limited to NOI, FFO and AFFO. These measures are commonly used by real estate investment companies as useful metrics for measuring performance, however, they do not have standardized meaning prescribed by IFRS and are not necessarily comparable to similar measures presented by other real estate investment companies. These terms are defined in the Trust's Management Discussion and Analysis for the three and twelve months ended December 31, 2024, filed on www.sedar.com.

Neither the Exchange nor its Regulation Services Provider (as that term is defined in the policies of the TSX Venture Exchange) accepts responsibility for the adequacy or accuracy of this release.

For further information, please contact:

Sandy Poklar

President & Chief Executive Officer

(416) 635-0221

Mordechai Roth

Chief Financial Officer

(416) 635-0221

For Investor Relations information, please contact:

Victoria Moayedi

Director, Investor Relations

(416) 635-0221

A low-angle photograph of a skyscraper with a grid of windows. An American flag is flying in the foreground, partially obscuring the building. The sky is clear and bright.


FIRM CAPITAL APARTMENT REIT

CAPITAL PRESERVATION • DISCIPLINED INVESTING

MD&A

MANAGEMENT DISCUSSION AND ANALYSIS

THIRD QUARTER 2025
SEPTEMBER 30, 2025

A low-angle photograph of a skyscraper with a grid of windows. An American flag is flying in the foreground, partially obscuring the building. The sky is clear and bright.



**MANAGEMENT DISCUSSION &
ANALYSIS
SEPTEMBER 30, 2025**

TSXV: FCA.U, FCA.UN

MANAGEMENT DISCUSSION & ANALYSIS

FORWARD LOOKING STATEMENTS

The following management's discussion and analysis ("MD&A") of the financial condition and results of operations of Firm Capital Apartment Real Estate Investment Trust ("Firm Capital Apartment REIT", "FCA", "TSXV: FCA.U/FCA.UN" or the "Trust") should be read in conjunction with the Trust's condensed consolidated interim financial statements for the three and nine months ended September 30, 2025 and the audited consolidated financial statements for the three and twelve months ended December 31, 2024, and December 31, 2023. All disclosures including tables presented herein, related to an interim period are unaudited. This MD&A has been prepared taking into account material transactions and events up to and including November 19, 2025. Additional information about the Trust has been filed with applicable Canadian securities regulatory authorities and is available at www.sedar.com or on our web site at www.firmcapital.com.

Certain information included in this MD&A contains forward-looking statements within the meaning of applicable securities laws including, among others, statements concerning our 2024 objectives and our strategies to achieve those objectives, as well as statements with respect to management's beliefs, estimates, and intentions, and similar statements concerning anticipated future events, results, circumstances, performance or expectations that are not historical facts. Forward-looking statements generally can be identified by the use of forward-looking terminology such as "outlook", "objective", "may", "will", "expect", "intent", "estimate", "anticipate", "believe", "should", "plans" or "continue" or similar expressions suggesting future outcomes or events. Such forward-looking statements reflect management's current beliefs and are based on information currently available to management.

These statements are not guarantees of future performance and are based on our estimates and assumptions that are subject to risks and uncertainties, including those described below in this MD&A under Risks and Uncertainties, which could cause our actual results to differ materially from the forward-looking statements contained in this MD&A. Such risk factors include, but are not limited to, risks associated with real property ownership, availability of cash flow, general uninsured losses, future property acquisitions, environmental matters, tax related matters, debt financing, unitholder liability, potential conflicts of interest, potential dilution, reliance on key personnel, changes in legislation and changes in the income tax act. The Trust cannot assure investors that actual results will be consistent with any forward-looking statements and the Trust assumes no obligation to update or revise such forward-looking statements to reflect actual events or new circumstances. All forward-looking statements contained in this MD&A are qualified by this cautionary statement. Although the forward-looking information contained in this MD&A is based upon what management believes are reasonable assumptions, there can be no assurance that actual results will be consistent with these forward-looking statements.

All forward-looking statements in this MD&A are qualified by these cautionary statements. Except as required by applicable law, the Trust undertakes no obligation to publicly update or revise any forward-looking statement, whether as a result of new information, future events or otherwise.

BASIS OF PRESENTATION

The Trust has adopted IFRS® Accounting Standards as issued by the International Accounting Standards Board ("IASB") as its basis of financial reporting. The Trust's reporting currency is the US dollar ("USD") and all amounts reported in this MD&A are in USD, unless otherwise noted.

Certain financial information presented in this MD&A reflects non-IFRS financial measures including Net Rental Income, Funds From Operations ("FFO") and Adjusted Funds From Operations ("AFFO"), AFFO Payout Ratio ("AFFO Payout Ratio") (each as defined below). These measures are commonly used by real estate investment companies as useful metrics for measuring performance; however, they do not have any standardized meaning prescribed by IFRS and are not necessarily comparable to similar measures presented by other real estate investment companies. The Trust believes that FFO is an important measure to evaluate operating performance, AFFO and AFFO Payout Ratio are important measures of cash available for distribution and,

MANAGEMENT DISCUSSION & ANALYSIS

Net Rental Income is an important measure of operating performance. "**GAAP**" means generally accepted accounting principles described by the Chartered Professional Accountants of Canada ("**CPA**") Handbook - Accounting, which are applicable as at the date on which any calculation using GAAP is to be made. As a public entity, the Trust applies IFRS as described in Part I of the CPA Handbook - Accounting.

Occupancy rate represents the total number of units leased as a percentage of the total number of units owned. Leased properties consist solely of those units that are occupied by a tenant at the given date.

Net Rental Income is a term used by industry analysts, investors, and management to measure operating performance of Canadian real estate investment companies. Net Rental Income represents rental revenue from properties less repairs and maintenance, insurance, utilities, property management, property taxes, bad debt, and other property operating costs. Net Rental Income excludes certain expenses included in the determination of net income such as interest, amortization, corporate overhead and taxes.

Net income (loss) before other income (expenses) ("**net income before fair value adjustments**") is a measure that the Trust uses in order to present the key operations and administration of the Trust, excluding certain items. Items that are excluded from this total and are presented in other income (expenses) include transaction costs, foreign exchange gain (loss), fair value adjustments of investment properties, gain (loss) on dispositions, fair value gain (loss) on derivative financial instruments and unit-based compensation.

FFO is a term used to evaluate operating performance but is not indicative of funds available to meet the Trust's cash requirements. The Trust calculates FFO substantially in accordance with the guidelines set out by the Real Property Association of Canada ("**Real PAC**"), for entities adopting IFRS. FFO is defined as net income before fair value gains/losses on real estate properties, gains/losses on the disposition of real estate properties, deferred income taxes, and certain other non-cash adjustments.

AFFO is a term used as a non-IFRS financial measure by most Canadian real estate investment companies but should not be considered as an alternative to net income, cash flows from operations, or any other measure prescribed under IFRS. The Trust considers AFFO to be a useful measure of cash available for distributions. AFFO should not be interpreted as an indicator of cash generated from operating activities, as it does not consider changes in working capital and includes a deduction for capital expenditures. AFFO is defined as FFO adjusted for (i) adding back deferred financing fees amortization as outlined in the statement of cashflows (ii) deducting an estimate for capital expenditures of 2.5% of Net Operating Income, and (iii) making such other adjustments as may be determined by the trustees of the Trust at their discretion. In addition, the Trust calculates AFFO by adjusting Net Income calculated on the Trust's consolidated financial statements for all changes in non-cash working capital and making such other adjustments as may be determined by the trustees of the Trust at their discretion. The AFFO payout ratio is calculated by taking the Distributions paid and dividing it by the AFFO.

Net Income (Loss) Before Other Income (Expenses), Net Rental Income, FFO and AFFO should not be construed as alternatives to net income or cash flow from operating

MANAGEMENT DISCUSSION & ANALYSIS

activities determined in accordance with IFRS. Net Rental Income, FFO and AFFO, are not intended to represent operating profits for the period, or from a property, nor should any of these measures be viewed as an alternative to net income, cash flow from operating activities or other measures of financial performance calculated in accordance with IFRS. Readers should be further cautioned that Net Rental Income, FFO and AFFO as calculated by the Trust may not be comparable to similar measures presented by other real estate companies.

MANAGEMENT DISCUSSION & ANALYSIS

Q3/2025 AND YTD HIGHLIGHTS

EARNINGS

- Excluding non-cash fair value adjustments, net income for the three months ended September 30, 2025 was approximately \$0.13 million, in comparison to the \$0.27 million reported for the three months ended June 30, 2025 and \$0.14 million reported for the three months ended September 30, 2024. For the nine months ended September 30, 2025 and excluding non-cash fair value adjustments, net income was approximately \$0.57 million, in comparison to the \$0.29 million loss reported for the same period last year; and
- AFFO for the three months ended September 30, 2025 was \$0.26 million, in comparison to the \$0.3 million reported for the three months ended June 30, 2025 and the \$0.16 million reported for the three months ended September 30, 2024. For the nine months ended September 30, 2025, AFFO was approximately \$0.76 million, in comparison to the \$0.24 million loss reported for the same period last year.

	Three Months Ended			Nine Months Ended	
	Sep 30, 2025	Jun 30, 2025	Sep 30, 2024	Sep 30, 2025	Sep 30, 2024
Net Income / (Loss)	\$ (5,450,296)	\$ (51,665)	\$ 807,897	\$ (5,575,838)	\$ (3,300,929)
Net Income / (Loss) Before Fair Value Adjustments	\$ 134,327	\$ 265,458	\$ 142,916	\$ 566,911	\$ (288,720)
FFO	\$ 302,121	\$ 350,462	\$ 252,335	\$ 890,653	\$ (1,263,635)
AFFO	\$ 262,279	\$ 300,732	\$ 158,924	\$ 760,438	\$ (237,628)

NET ASSET VALUE (“NAV”) \$5.84 PER TRUST UNIT (CAD \$8.18): Including disposition costs of assets held for sale, the Trust reported NAV of \$5.84 per Trust Unit (CAD \$8.18).

ACCRETIVE TEXAS PROPERTY REFINANCING

The Trust recently refinanced its \$19.1 million, 8.25% fixed rate, interest only first mortgage maturing on February 4, 2026 with a new variable, interest only, \$19.1 million first mortgage with a Canadian Chartered Bank maturing on September 8, 2027. The interest rate on the new first mortgage is based on the One Month US Secured Overnight Financing Rate (“**SOFR**”) plus 2.25%. This equates to an interest rate of 6.59% for a 166 basis point interest rate savings. The savings on the new mortgage equates to AFFO of approximately \$0.3 million or \$0.04 per unit annually. This property, along with the Trust’s other Texas property, is currently being held for sale.

STRATEGIC REVIEW UPDATE

Since November 15, 2022, the Trust has been under a strategic review process to identify, evaluate and pursue a range of strategic alternatives with the goal of maximizing unitholder value (the “**Strategic Review**”). By way of update, the Board of Trustees of the REIT have confirmed that no further growth will occur in the US under

MANAGEMENT DISCUSSION & ANALYSIS

the current platform. As such, the Board will pursue the following strategy: (i) sell and exit all current investments, and return cash to Unitholders, and/or (ii) sell and exit all current investments and explore the sale or re-utilization of the Trust for another property and/or platform.

To date the Trust has accomplished the following:

- Sold four of six wholly owned assets for gross proceeds of approximately \$71.6 million;
- Net sale proceeds of approximately \$28 million were used for debt repayment;
- As part of the transaction to sell the Trust's only property located in Florida (May 20, 2024) the Trust agreed to provide seller financing of \$4.0 million that generates a minimum 9% return and has since escalated to 15%;
- Completed the sale (January 31, 2024) of one of its joint venture properties located in Maryland for \$15.9 million (100% of the property). Net sale proceeds were approximately \$4.1 million, of which the Trust received approximately \$1.1 million given its 25% ownership in the property; and
- Hartford, Connecticut joint venture refinanced existing first mortgage in excess of the original principal balance, resulting in net proceeds of \$2.2 million available to the joint venture (October 1, 2024). The joint venture repaid the preferred investment owing to the Trust of \$1.7 million and made a partial return of common equity of approximately \$0.1 million to the Trust.

It is the Trust's current intention not to disclose developments with respect to the Strategic Review unless and until it is determined that disclosure is necessary or appropriate, or as required under applicable securities laws.

INVESTMENT STRUCTURE

The Trust's portfolio consists of (i) Wholly Owned Real Estate Investments ("Investment Properties"), (ii) Joint Venture Real Estate Investments ("Equity Accounted and Preferred Investments", "Preferred Investments", "Preferred Equity" or "Common Equity"), and (iii) Preferred Capital Investments.

ACQUISITION & LOAN FUNDING STRUCTURE			
Wholly-Owned Real Estate Investments (Long-Term)	Joint Venture Real Estate Investments (Medium-Term)		Preferred Capital Investments (Short-Term)
New Conventional First Mortgage Typically Fannie Mae & Freddie Mac (65% to 75% LTV)	New Conventional First Mortgage Typically Fannie Mae & Freddie Mac (65% to 75% LTV)		New Conventional First Mortgage Typically Fannie Mae & Freddie Mac (65% to 75% LTV)
Equity FCA REIT (100% remaining equity)	Preferred Equity FCA REIT (~8% rate)		Preferred Capital Loan FCA REIT (~12% rate)
	Common Equity FCA REIT (50% remaining equity)	Common Equity Joint Venture Partner (50% remaining equity)	Equity Borrower (100% remaining equity)

MANAGEMENT DISCUSSION & ANALYSIS

INVESTMENT PORTFOLIO

Outlined below is a summary of the Investment Portfolio for periods ended September 30, 2025 and June 30, 2025:

September 30, 2025					June 30, 2025	
Region	Number of Units	IFRS Value	Occupancy	Average Monthly Rent	Occupancy	Average Monthly Rent
Wholly-Owned Real Estate Investments						
Texas	485	51,000,000	90.9%	\$ 1,112	91.1%	\$ 1,174
Total / Weighted Avg.	485	\$ 51,000,000	90.9%	\$ 1,112	91.1%	\$ 1,174
Joint Venture Real Estate Investments						
Connecticut	109	2,514,543	89.0%	\$ 1,581	89.9%	\$ 1,586
Georgia	138	8,296,892	85.4%	\$ 1,481	84.1%	\$ 1,489
Maryland	235	7,231,299	83.8%	\$ 1,653	85.1%	\$ 1,650
New York	132	-	99.2%	\$ 1,588	100.0%	\$ 1,588
Total / Weighted Avg.	614	\$ 18,042,734	88.4%	\$ 1,587	88.9%	\$ 1,589
Preferred Capital Investments						
South Dakota	N/A	2,330,796	N/A	N/A	N/A	N/A
Texas	N/A	-	N/A	N/A	N/A	N/A
Florida	N/A	4,127,505	N/A	N/A	N/A	N/A
Total / Weighted Avg.		\$ 6,458,301	N/A	N/A	N/A	N/A
Total / Weighted Avg.	1,099	\$ 75,501,034	89.5%	\$ 1,378	90.7%	\$ 1,406

INVESTMENT PORTFOLIO OCCUPANCY AND AVERAGE RENT

Wholly-Owned Real Estate Investment Portfolio

As at September 30, 2025, occupancy was 90.9%, in comparison to the 91.1% reported at June 30, 2025. The decrease occurred at one of the Texas properties, offset by an increase at the other Texas property.

For the three months ended September 30, 2025, average rents for the Texas portfolio decreased to \$1,112 per month, down from the \$1,174 per month reported as at June 30, 2025. The decrease largely occurred at one of the Texas properties.

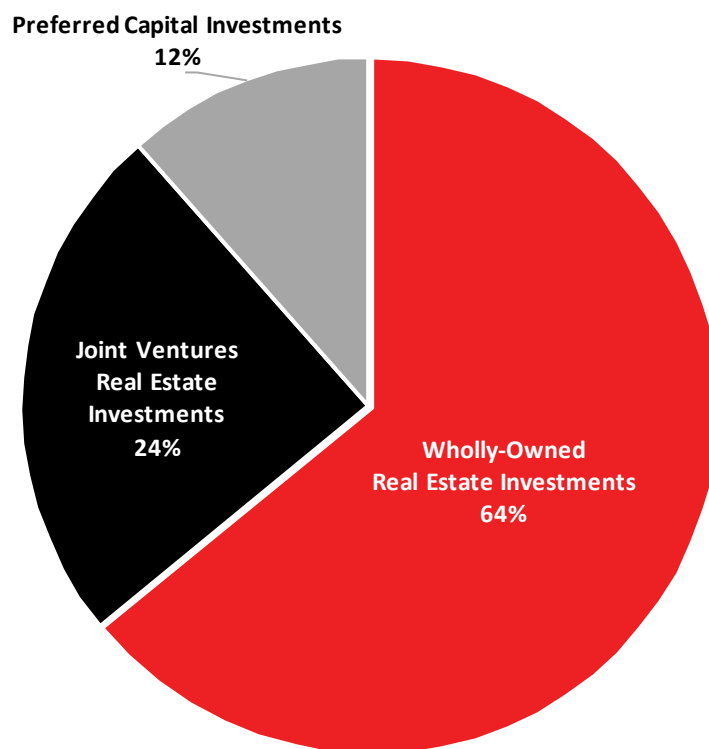
Joint Venture Real Estate Investment Portfolio

As at September 30, 2025, occupancy decreased to 88.4% compared to the 88.9% reported as at June 30, 2025. The decrease occurred across the portfolio, offset by and increase in the Georgia property.

Average rent for the three months ended September 30, 2025 was \$1,587 per month, largely in line with the \$1,589 per month reported at June 30, 2025.

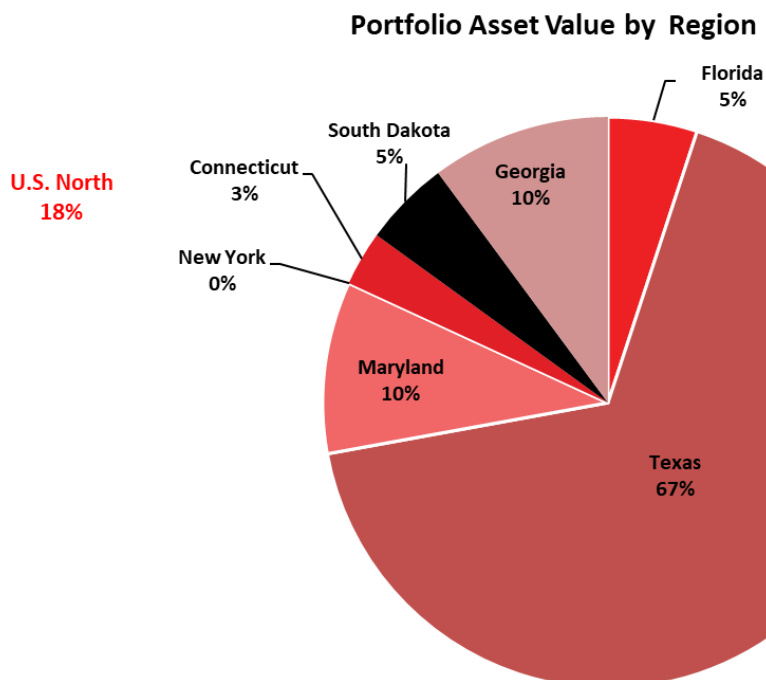
INVESTMENT PORTFOLIO BY GEOGRAPHY AND INVESTMENT TYPE

Asset Value by Class



Note: Individual asset classifications correspond with the classifications adopted in the Trust's unaudited condensed consolidated balance sheet as at September 30, 2025.

MANAGEMENT DISCUSSION & ANALYSIS



QUARTERLY FINANCIAL OVERVIEW

The following is a discussion of the combined results as outlined in the financial statements, as well as a review of quarterly financial information:

	Three Months Ended				Nine Months Ended
	Sep 30, 2025	Jun 30, 2025	Mar 31, 2025	Dec 31, 2024	Sep 30, 2025
Rental Revenue	\$ 1,554,991	\$ 1,517,618	\$ 1,537,242	1,535,343	\$ 4,609,851
Property Operating Expenses	(939,966)	(951,234)	(1,071,931)	(921,621)	(2,963,131)
Net Rental Income	615,024	566,384	465,311	613,723	1,646,719
Income from Equity Accounted and Preferred Investments	243,917	244,057	327,508	264,377	815,481
Income from Preferred Capital Investments	306,055	343,326	258,027	211,090	907,409
Interest and Other Income	5,942	67,791	113,549	131,878	187,282
General and Administrative	(388,858)	(379,167)	(432,946)	(514,296)	(1,200,970)
Finance Costs	(647,754)	(576,934)	(564,323)	(566,764)	(1,789,010)
Fair Value Adjustments of Investment Properties and Equity accounted investments and Loss on Sale of Investment Properties	(2,120,625)	(357,963)	(269,781)	(298,745)	(2,748,369)
Provision for (Impairment)/Recovery on Equity Accounted Investments, Preferred Investments and Preferred Capital Investments	(3,487,000)	-	-	4,450	(3,487,000)
Other (1)	23,002	40,840	28,778	28,214	92,619
Net Loss	\$ (5,450,296)	\$ (51,665)	\$ (73,877)	\$ (126,074)	\$ (5,575,838)

MANAGEMENT DISCUSSION & ANALYSIS

	Three Months Ended				Nine Months Ended
	Sep 30, 2024	Jun 30, 2024	Mar 31, 2024	Dec 31, 2023	Sep 30, 2024
Rental Revenue	\$ 1,559,726	\$ 1,903,414	\$ 2,362,790	\$ 2,176,765	\$ 5,825,929
Property Operating Expenses	(959,719)	(1,359,684)	(1,557,808)	(1,611,979)	(3,877,210)
Net Rental Income	600,006	543,730	804,982	564,786	1,948,719
Income from Equity Accounted and Preferred Investments	289,161	283,815	309,444	288,142	882,419
Income from Preferred Capital Investments	227,026	204,757	146,305	160,577	578,088
Interest Income	43,315	187,598	178,316	193,172	409,229
General and Administrative	(457,199)	(510,849)	(386,217)	(444,033)	(1,354,265)
Finance Costs	(559,394)	(1,082,751)	(1,110,766)	(1,100,202)	(2,752,910)
Fair Value Adjustment of Convertible Debentures	-	(274,553)	(701,086)	(669,043)	(975,640)
Fair Value Adjustments of Investment Properties and Equity accounted investments and Loss on Sale of Investment Properties	701,421	(2,137,399)	(247,898)	696,938	(1,683,876)
Provision for (Impairment)/Recovery on Equity Accounted Investments, Preferred Investments and Preferred Capital Investments	(114,000)	(80,000)	(520,667)	50,000	(714,667)
Other (1)	77,559	55,676	228,738	(208,128)	361,974
Net Income / (Loss)	\$ 807,897	\$ (2,809,976)	\$ (1,298,849)	\$ (467,792)	\$ (3,300,929)
(1) The combination of foreign exchange gain (loss), unit based recovery (expense) and income tax expense (recovery).					

REVIEW OF QUARTERLY RESULTS

REVENUES

For the three months ended September 30, 2025, rental revenue was approximately \$1.55 million, in line with the \$1.52 million reported for the three months ended June 30, 2025, and in line with the \$1.56 million reported for the three months ended September 30, 2024. For the nine months ended September 30, 2025, rental revenue was approximately \$4.6 million, a 20.8% decrease over the \$5.8 million reported for the nine months ended September 30, 2024.

The year-to-date decreases over September 30, 2024 are largely due to the disposition of the Florida portfolio that occurred during Q2/2024.

PROPERTY OPERATING EXPENSES

For the three months ended September 30, 2025, property operating expenses were approximately \$0.94 million, a 1.2% decrease over the \$0.95 million reported for the three months ended June 30, 2025, and a 2.1% decrease over the \$0.96 million reported for the three months ended September 30, 2024. For the nine months ended September 30, 2025, property operating expenses were approximately \$3.0 million, a 23.6% decrease over the \$3.9 million reported for the nine months ended September 30, 2024.

The sequential and quarterly decreases over June 30, 2025 and September 30, 2024 was due to lower property taxes, offset by higher repairs and maintenance costs. The year-to-date decrease over June 30, 2024 are largely due to the disposition of the Florida portfolio that occurred during Q2/2024.

NET RENTAL INCOME

For the three months ended September 30, 2025, net rental income was approximately \$0.62 million, an 8.6% increase over the \$0.57 million reported for the three months ended June 30, 2025, and a 2.5% increase over the \$0.6 million reported for the three months ended September 30, 2024. For the nine months ended September 30, 2025, net rental income was approximately \$1.0 million, a 15.5% decrease over the \$2.4 million reported for the nine months ended September 30, 2024.

MANAGEMENT DISCUSSION & ANALYSIS

The sequential and quarterly increases over June 30, 2025 and September 30, 2024 was due to slightly higher rental revenue and lower property taxes, offset by higher repairs and maintenance costs. The year-to-date decrease over June 30, 2024 are largely due to the disposition of the Florida portfolio that occurred during Q2/2024.

INTEREST AND OTHER INCOME

For the three months ended September 30, 2025, interest and other income was approximately \$0.006 million compared to the \$0.07 million reported for the three months ended June 30, 2025 and the \$0.043 million reported for the three months ended September 30, 2024. For the nine months ended September 30, 2025, interest and other income was approximately \$0.19 million, a decrease over the \$0.4 million reported for the nine months ended September 30, 2024.

INCOME FROM EQUITY ACCOUNTED AND PREFERRED INVESTMENTS

For the three months ended September 30, 2025, income from equity accounted and preferred investments was approximately \$0.24 million, inline with the \$0.24 million reported for the three months ended June 30, 2025, and a 15.6% decrease over the \$0.29 million reported and September 30, 2024. For the nine months ended September 30, 2025, income from equity accounted and preferred investments was approximately \$0.82 million, largely in line with the \$0.88 million reported on September 30, 2024.

The quarterly decrease over September 30, 2024 was a result of lower income due to lowered occupancy, offset slightly by higher rent from the Trust's various joint venture investments.

INCOME FROM PREFERRED CAPITAL INVESTMENTS

For the three months ended September 30, 2025, income from preferred capital investments was approximately \$0.3 million, a 10.9% decrease over the \$0.34 million reported for the three months ended June 30, 2025, but a 34.8% increase over the \$0.23 million reported on September 30, 2024. For the nine months ended September 30, 2025, income from preferred capital investments was approximately \$0.9 million, a 57% increase over the \$0.58 million reported on September 30, 2024.

The sequential decrease over June 30, 2025 is due to lowered interest income earned from the Houston Preferred Capital Loan as a result of a default incurred by the sponsor for the nonpayment of interest and the Trust provisioning for the full amount of the interest owed. The quarterly increase over September 30, 2024 is due to higher accrued interest earned overall on these investments due to various interest escalating provisions in place on certain investments. The year-to-date increase over September 30, 2024 is largely due to the various interest escalating provisions as outlined above and the interest earned on the preferred capital investment of \$4 million on a portfolio of buildings located in Sunrise, Florida.

PRO FORMA CONSOLIDATION OF EQUITY ACCOUNTED INVESTMENTS

Outlined below are the financial statements of the Trust including the pro forma consolidation of its interests in equity accounted investments. Assuming proportionate consolidation, the Trust would have total assets of approximately \$116 million.

MANAGEMENT DISCUSSION & ANALYSIS

(In \$thousands unless otherwise stated)

	The Trust (1)	Connecticut - Hartford	Georgia - Canton	Maryland - Hyattsville	New York - Bronx	Total
Assets						
Cash & Restricted Cash	\$ 4,317	\$ 241	\$ 204	\$ 283	\$ 108	\$ 5,154
Accounts Receivable	242	98	1	36	178	555
Other Assets & Investments	461	-	1	276	106	844
Preferred Capital Investments	6,458	-	-	-	-	6,458
Assets Held for Sale	51,000	-	-	-	-	51,000
Investment Properties	-	9,431	12,554	20,309	9,527	51,821
	\$ 62,479	\$ 9,770	\$ 12,761	\$ 20,905	\$ 9,919	\$ 115,833
Liabilities						
Accounts Payable	\$ 6,744	\$ 189	\$ 187	\$ 654	\$ 201	7,974
Other Liabilities	43	-	16	14	15	89
Mortgages	29,327	5,740	8,535	16,493	9,223	69,318
	\$ 36,114	\$ 5,929	\$ 8,738	\$ 17,162	\$ 9,438	\$ 77,381
Equity						
Unitholders Equity	\$ 26,364	\$ 3,841	\$ 4,024	\$ 3,743	\$ 481	\$ 38,452
	\$ 26,364	\$ 3,841	\$ 4,024	\$ 3,743	\$ 481	\$ 38,452
	\$ 62,479	\$ 9,770	\$ 12,761	\$ 20,905	\$ 9,919	\$ 115,833

Note:(1) Excludes equity investments from the Trust's balance sheet as those are reflected on the proportionate consolidation chart.

As at September 30, 2025, the Trust has invested in the following Equity Accounted and Preferred Investments:

(In \$millions unless otherwise stated)

September 30, 2025

Location	Units	Investment Properties	Common Equity Ownership %	Equity Accounted Investment -		Total Investment	Preferred Yield
				Common Equity	Preferred Investment		
Connecticut - Hartford	109	\$ 18.9	50.0%	\$ 2.5	\$ -	\$ 2.5	N/A
Georgia - Canton	138	\$ 25.1	50.0%	4.6	3.6	8.2	8%
Maryland - Hyattsville	235	\$ 40.6	50.0%	3.6	3.7	7.3	8%
New York - Bronx	132	\$ 19.1	50.0%	-	-	-	N/A
Total/ Weighted Average	614	\$ 103.6	50.0%	\$ 10.7	\$ 7.3	\$ 18.0	8%

December 31, 2024

Location	Units	Investment Properties	Common Equity Ownership %	Equity Accounted Investment -		Total Investment	Preferred Yield
				Common Equity	Preferred Investment		
Connecticut - Hartford	109	\$ 18.8	50.0%	\$ 2.5	\$ 0.0	\$ 2.5	8%
Georgia - Canton	138	\$ 25.0	50.0%	4.5	3.6	8.0	8%
Maryland - Hyattsville	235	\$ 65.2	50.0%	3.8	4.1	7.8	8%
New York - Bronx	132	\$ 19.0	50.0%	-	-	-	N/A
Total/ Weighted Average	614	\$ 128.1	50.0%	\$ 10.7	\$ 7.7	\$ 18.4	8%

Outlined below are the details of the Trust's net investment in the equity accounted investment and preferred investments. The Equity accounted investments comprise

MANAGEMENT DISCUSSION & ANALYSIS

common equity, accounted for using the equity method, and the preferred equity accounted for as preferred investment loans carried at amortized cost. In addition, the balance sheet and statement of income (each at 100% of the underlying property) and income allocation from the equity accounted and preferred investments:

	Equity Accounted Investments	Preferred Investments	Total
As at January 1, 2024	\$ 10,131,505	\$ 9,244,275	\$ 19,375,780
Investment Activity			
- Equity Accounted Investments	352,249	-	352,249
- Preferred Investments	-	222,500	222,500
Income Items			
- Income from Equity Accounted Investments	335,771	-	335,771
- Fair Value Adjustments on Investment Properties	795,657	-	795,657
Net income from Equity Accounted Investments	1,131,428	-	1,131,428
- Income from Preferred Investments		546,648	546,648
- Less: Distributions and interest received		(546,683)	(546,683)
- Provision for Impairment on Equity Accounted Investments	(298,000)	-	(298,000)
- Disposition of equity accounted and preferred investment	(814,685)	(82,500)	(897,185)
As at September 30, 2024	10,502,497	9,384,240	19,886,737
Investment Activity			
- Redemption of Preferred Investments	-	(1,638,989)	(1,638,989)
Income Items			
- Income from Equity Accounted Investments	129,098	-	129,098
- Fair Value Adjustments on Investment Properties	203,766	-	203,766
Net income from Equity Accounted Investments	332,864	-	332,864
- Income from Preferred Investments	-	135,279	135,279
- Less: Distributions and interest received	(129,240)	(162,553)	(291,793)
- Provision for Impairment on Equity Accounted Investments	4,450	-	4,450
As at December 31, 2024	10,710,571	7,717,977	18,428,548
Investment Activity			
- Redemption of Equity Accounted Investments	(82,952)	-	(82,952)
- Redemption of Preferred Investments	-	(390,701)	(390,701)
Income Items			
- Income from Equity Accounted Investments	361,313	-	361,313
- Fair Value Adjustments on Investment Properties	(251,612)	-	(251,612)
Net income from Equity Accounted Investments	109,701	-	109,701
- Income from Preferred Investments	-	454,168	454,168
- Less: Distributions and interest received	(17,500)	(458,530)	(476,030)
As at September 30, 2025	\$ 10,719,820	\$ 7,322,914	\$ 18,042,734

MANAGEMENT DISCUSSION & ANALYSIS

	September 30, 2025	December 31, 2024		
Assets				
Cash	\$ 355,089	\$ 678,686		
Restricted Cash	1,317,971	2,076,706		
Accounts Receivable	634,764	763,743		
Other Assets	758,550	1,088,180		
Investment Properties	103,642,746	103,041,242		
	\$ 106,709,120	\$ 107,648,558		
Liabilities				
Accounts Payable and Accrued Liabilities	2,240,867	2,472,249		
Security Deposits	300,241	350,004		
Mortgages	72,295,102	73,136,008		
	\$ 74,836,210	\$ 75,958,261		
Equity				
Surplus	\$ 6,981,728	\$ 6,548,667		
Preferred Equity	7,687,483	7,687,483		
Common Equity	17,203,699	17,454,147		
	\$ 31,872,910	\$ 31,690,297		
	\$ 106,709,120	\$ 107,648,558		
Investment Allocation for the Trust				
Equity Accounted Investments	\$ 10,719,820	\$ 10,710,571		
Preferred Investments	7,322,914	7,717,977		
	\$ 18,042,734	\$ 18,428,549		
	Three Months Ended		Nine Months Ended	
	September 30, 2025	September 30, 2024	September 30, 2025	September 30, 2024
Rental Revenue	\$ 2,563,885	\$ 2,600,093	\$ 7,765,244	\$ 7,722,311
Property Operating Expenses	(1,565,878)	(1,414,684)	(4,742,255)	(4,230,569)
Net Rental Income	998,007	1,185,409	3,022,989	3,491,742
Interest Expense	(1,023,880)	(711,537)	(2,358,180)	(2,124,796)
Fair Value Adjustments on Investment Properties	(124,515)	4,465,237	(251,612)	4,465,237
Net Loss Before Interest from Preferred Investments	(150,389)	\$ 4,939,109	413,197	\$ 5,832,183
Less: Interest from Preferred Investments	(150,582)	(186,970)	(454,168)	(553,160)
Net Income	\$ (300,971)	\$ 4,752,140	\$ (40,971)	\$ 5,279,023
	Three Months Ended		Nine Months Ended	
	September 30, 2025	September 30, 2024	September 30, 2025	September 30, 2024
Income Earned by the Trust				
Income from Equity Accounted Investments	\$ 93,334	\$ 105,544	\$ 361,313	\$ 335,771
Fair Value Adjustments on Investment Properties	(124,515)	928,446	(251,612)	795,657
Net income (loss) from Equity Accounted Investments	\$ (31,181)	\$ 1,033,990	\$ 109,701	\$ 1,131,428
Provision for Impairment on Equity Accounted Investments	(35,000)	(114,000)	(35,000)	(298,000)
Income from Preferred Investments	150,582	183,617	454,168	546,648
	\$ 84,401	\$ 1,103,607	\$ 528,869	\$ 1,380,076

PREFERRED CAPITAL INVESTMENTS

As at September 30, 2025, the Trust has invested in the following preferred capital investments:

MANAGEMENT DISCUSSION & ANALYSIS

- **Houston Portfolio:** Investment of \$1.5 million in a \$4.8 million preferred capital loan for five apartment buildings. The Houston Preferred Capital earned an interest rate of 10% per annum and matured on September 9, 2025.
- **South Dakota Portfolio:** Investment of \$3.5 million for a recapitalization of a portfolio located in Sioux Falls, South Dakota. The Sioux Falls Portfolio earned 12% interest during the initial 3 year term, however as of April 15, 2025 the interest rate increased to 18% per annum.
- **New York Portfolio:** Investment of \$2.5 million in a \$12.0 million, interest only preferred capital investment in three apartment buildings in Manhattan, New York.
- **Florida Portfolio:** Investment of \$4 million on a portfolio of buildings located in Sunrise, Florida. The Florida Preferred Capital earns an escalating return of 9% per annum in the first six months, 11% per annum from months 6-12 and 15% per annum from months 12-18. The preferred capital loan was for an initial 12 month term, maturing on May 22, 2025 with a six month extension available to the borrower. On May 22, 2025, the General Partners exercised their right to the six month extension and as such, the interest rate is 15% per annum and matures on November 22, 2025.

FAIR VALUE AND IMPAIRMENT ADJUSTMENTS ON THE INVESTMENT PORTFOLIO

As of September 30, 2025, the Trust owned the following investment properties:

- 485 wholly owned apartment units with a fair value of approximately \$51.0 million;
- 614 equity accounted and preferred investment apartment units with an investment fair value of approximately \$18.0 million; and

Preferred capital investments with a fair value of approximately \$6.5 million.

Each quarter, the Trust determines the fair value of its wholly owned and equity accounted and preferred investment portfolios using an internally managed valuation model or the offer price of committed sales.

For the three months ended September 30, 2025, fair value loss on these investments was approximately \$5.5 million. For the nine months ended September 30, 2025, fair value loss on these investments was approximately \$6.2 million. The losses were largely the result of a \$3.5 million fair value provision during the quarter taken in the Preferred Capital Investment portfolio, specifically within the Houston and Sioux Falls investments and a \$2.0 million fair value provision in the wholly owned apartment portfolio.

LEVERAGE

The Trust monitors its leverage on mortgage debt (defined as Mortgages/Investment Portfolio) in conjunction with anticipated future growth through the private and public debt markets and its liquidity in the short term. The table below calculates the Trust's leverage as at September 30, 2025, and December 31, 2024:

MANAGEMENT DISCUSSION & ANALYSIS

	Sep 30, 2025	Dec 31, 2024
Investment Portfolio	\$ 75,501,034	\$ 80,218,437
Mortgages Payable	29,327,067	29,495,914
Net Equity	\$ 46,173,967	\$ 50,722,523

Leverage (Mortgages Payable / Investment Portfolio)	38.8%	36.8%
--	--------------	--------------

GENERAL AND ADMINISTRATIVE (“G&A”)

For the three months ended September 30, 2025, G&A was approximately \$0.39 million, largely in line with the \$0.38 million reported for the three months June 30, 2025, but a 14.9% decrease over the \$0.46 million reported for the three months ended September 30, 2024. For the nine months ended September 30, 2025, G&A was approximately \$1.2 million, a 11.3% decrease over the \$1.35 million reported for the nine months ended September 30, 2024.

The decrease over the three and nine months ended September 30, 2024 is largely due to lowered asset management fees and office and general costs the result of the smaller investment portfolio.

FINANCE COSTS

For the three months ended September 30, 2025, finance costs were approximately \$0.65 million, a 12.3 increase over the \$0.57 million reported for the three months June 30, 2025 and a 15.8% increase over the \$0.56 million reported for the three months ended September 30, 2024. For the nine months ended September 30, 2025, finance costs were approximately \$1.8 million, a 35.0% decrease over the \$2.8 million reported for the nine months ended September 30, 2024.

The Trust monitors its normalized finance costs (“**Cash Finance Costs**”) excluding non-cash accretion or amortization expense as a measure of liquidity. The table below calculates the cash finance costs for periods indicated below:

	Three Months Ended			Nine Months Ended	
	Sep 30, 2025	Jun 30, 2025	Sep 30, 2024	Sep 30, 2025	Sep 30, 2024
Finance Costs	\$ 647,754	\$ 576,934	\$ 559,394	\$ 1,789,010	\$ 2,752,910
(Less): Amortization & Mark to Market Adjustments	(143,328)	(49,433)	(32,091)	(234,695)	(110,041)
Cash Finance Costs	\$ 504,426	\$ 527,500	\$ 527,301	\$ 1,554,315	\$ 2,642,869
% Change - Cash Finance Costs		(4) %	(4) %		(41) %

Cash Finance Costs were approximately \$0.5 million, a 4.4% decrease over the \$0.53 million reported for the three months June 30, 2025 and September 30, 2024. For the nine months ended September 30, 2025, Cash Finance Costs were approximately \$1.6 million, a 41.2% decrease over the \$2.6 million reported for the nine months ended September 30, 2024.

The quarterly and year-to-date decrease for Cash Finance Costs over June 30, 2025 and September 30, 2024 is due to the discharge of mortgages related to the disposition of the Florida portfolio, redemption of the Convertible Debentures and refinancing of one of the Houston wholly owned properties at a lower interest rate during the quarter.

MANAGEMENT DISCUSSION & ANALYSIS

Please refer to the “Mortgages Payable” section below for more details on the refinancing.

FUNDS FROM OPERATIONS (“FFO”), ADJUSTED FUNDS FROM OPERATIONS (“AFFO”).

For the three months ended September 30, 2025, FFO was approximately \$0.3 million, a 13.8% decrease over the \$0.35 million reported for the three months June 30, 2025, but a 19.7% increase over the \$0.25 million reported for the three months ended September 30, 2024. For the nine months ended September 30, 2025, FFO was approximately \$0.9 million, an increase over the \$1.3 million loss reported for the nine months ended September 30, 2024.

For the three months ended September 30, 2025, AFFO was approximately \$0.26 million, a 12.8% decrease over the \$0.3 million reported for the three months June 30, 2025, but a 65% increase over the \$0.16 million reported for the three months ended September 30, 2024. For the nine months ended September 30, 2025, AFFO was approximately \$0.8 million, an increase over the \$0.24 million loss reported for the nine months ended September 30, 2024.

The sequential decrease in both FFO and AFFO over the three months ended June 30, 2025 is largely due to lower investment income earned from the Preferred Capital Investments as a result of the provisions taken during the quarter, offset by higher net rental income earned from the WhollyOwned Investment Portfolio. The quarterly and year to date increases in both FFO and AFFO over September 30, 2024 are due to the Trust’s efforts to improve operations, increased income from the Equity Accounted and Preferred Capital Investments and the reduction to financing fees as a result of the Trust repaying all of its Convertible Debentures, variable interest loans, the paydown and the eventual refinancing of the Houston mortgage as outlined below.

	Three Months Ended			Nine Months Ended	
	Sep 30, 2025	Jun 30, 2025	Sep 30, 2024	Sep 30, 2025	Sep 30, 2024
Net income (loss)	\$ (5,450,296)	\$ (51,665)	\$ 807,897	\$ (5,575,838)	\$ (3,300,929)
Add/(Deduct):					
Fair Value Adjustments to Investment Properties	1,996,110	251,530	227,024	2,496,757	998,034
Loss on Sale of Investment Properties	-	-	-	-	1,481,499
Fair Value Adjustments to Investment Properties Held in Equity Accounted Investments	124,515	106,433	(928,446)	251,612	(795,657)
Provision for Impairment - Equity Accounted Investments	35,000	-	114,000	35,000	298,000
Provision for Impairment - Preferred Capital Investments	3,452,000	-	-	3,452,000	416,667
Foreign Exchange (Gain) Loss	1,464	(5,269)	(231)	(3,572)	(471,290)
Finance Cost and Mark To Market Amortization	143,328	49,433	32,091	234,695	110,041
FFO	\$ 302,121	\$ 350,462	\$ 252,335	\$ 890,653	\$ (1,263,635)
Add/(Deduct):					
Fair Value Adjustments to Convertible Debentures	-	-	-	-	975,639
Fair Value Adjustments to Unit Based Compensation	(24,466)	(35,571)	(77,328)	(89,047)	109,317
Capital Expenditures	(15,376)	(14,160)	(16,083)	(41,168)	(58,949)
AFFO	\$ 262,279	\$ 300,732	\$ 158,924	\$ 760,438	\$ (237,628)
Weighted Average Units	7,604,375	7,604,375	7,604,375	7,604,375	7,604,375
FFO per Unit	\$ 0.04	\$ 0.05	\$ 0.03	\$ 0.12	\$ (0.17)
AFFO per Unit	\$ 0.03	\$ 0.04	\$ 0.02	\$ 0.10	\$ (0.03)

As AFFO is viewed as a measure of cash available for distributions, the following table reconciles AFFO to cash flow from operations:

MANAGEMENT DISCUSSION & ANALYSIS

	Three Months Ended			Nine Months Ended		
	Sep 30, 2025	Jun 30, 2025	Sep 30, 2024	Sep 30, 2025	Sep 30, 2024	
Total Operating Activities	\$ 339,704	\$ (88,361)	\$ 858,231	\$ (97,577)	\$ (757,997)	
Changes in non-cash working capital items:						
Unrealized Foreign Exchange Gain on Convertible Debentures	-	-	-	-	453,325	
Accounts Receivable	(51,885)	8,441	(37,887)	13,499	(123,873)	
Prepaid Expenses and Other Assets	(108,061)	502,580	(268,921)	191,740	(71,919)	
Accounts Payable and Accrued Liabilities	157,438	(302,236)	(532,498)	310,855	319,687	
Income from Equity Accounted Investments	93,334	92,370	105,544	361,313	335,771	
Income from Preferred Investments	(392,256)	(3,319)	852	(395,063)	(36)	
Income from Preferred Capital Investments	237,914	110,682	49,917	420,411	137,654	
Foreign exchange gain	1,464	(5,269)	(231)	(3,572)	(471,290)	
Capital expenditures	(15,376)	(14,160)	(16,083)	(41,168)	(58,949)	
AFFO	262,279	300,732	158,924	760,438	(237,628)	
AFFO per Unit	\$ 0.03	\$ 0.04	\$ 0.02	\$ 0.10	\$ (0.03)	

COMPARABLE CASH FLOWS

Comparable operating, investing and financing cash flows for the three months and nine months ended September 30, 2025, and 2024, are outlined below:

	Three Months Ended		Nine Months Ended	
	Sep 30, 2025	Sep 30, 2024	Sep 30, 2025	Sep 30, 2024
Operating Activities	\$ 339,704	\$ 858,231	\$ (97,577)	\$ (757,997)
Investing Activities	(696,110)	(563,525)	(1,196,757)	24,776,237
Financing Activities	(240,167)	(16,784,157)	(338,088)	(35,335,336)
Increase (Decrease) in Cash	\$ (596,573)	\$ (16,489,451)	\$ (1,632,423)	\$ (11,317,096)
Cash, Beginning of Period	4,913,901	20,396,313	5,949,751	15,223,958
Cash, End of Period	\$ 4,317,328	\$ 3,906,862	\$ 4,317,328	\$ 3,906,862

Net cash from operating activities for the three and nine months ended September 30, 2025 increased in comparison to the three and nine months ended September 30, 2024 due to changes in working capital.

Net cash from investing activities for the three and nine months ended September 30, 2025 decreased in comparison to the three and nine months ended September 30, 2024 due to lower disposition activity.

Net cash from financing activities for the three and nine months ended September 30, 2025 increased in comparison to the three and nine months ended September 30, 2024 due to lower debt repayments.

RELATED PARTY TRANSACTIONS

The Trust has entered into the following transactions with related parties:

- I. On November 1, 2015, The Trust entered into a Management Agreement with Firm Capital Realty Partners Advisors Inc. (the “**Manager**”), an entity related to a director of the Trust. Under the terms of the Agreement, the Manager provides a number of services to the Trust, and is entitled to certain fees payable monthly, as follows:
 - a) **Asset Management Fee:** 0.75% of the Gross Invested Assets of the Trust,
 - b) **Acquisition Fee:**

MANAGEMENT DISCUSSION & ANALYSIS

- i. 1.0% of the first \$300 million of aggregate Gross Book Value in respect of Properties acquired in a particular year; and thereafter
 - ii. 0.75% of aggregate Gross Book Value in respect of Properties acquired in such year.
- c) **Performance Incentive Fees:** 15% of AFFO once AFFO exceeds \$0.63 per Unit.
- d) **Placement Fees:** 0.25% of the aggregate value of all debt and equity financing arranged by the Manager.
- e) **Property Management Fees:**
 - i. Multi-unit residential properties with 120 units or less, 4.0% of Gross Revenue collected from the property;
 - ii. Multi-unit residential properties with more than 120 units, 3.5% of Gross Revenue collected from the property;
 - iii. Industrial or commercial property, 4.25% of Gross Revenue collected from the property; provided, however, that for such properties with a single tenant 3.0% of Gross Revenue collected from the property
- f) **Commercial Leasing Fees:** 3.0% of the net rental payments for the first year of the lease, and 1.5% of the net rental payments for each year during duration of the lease; provided, however, that where a third party broker arranges for the lease of any such property that is not subject to a long-term listing agreement, the Manager shall be entitled to reduced commission equal to 50% of the foregoing amounts with respect to such property.
- g) **Commercial Leasing Renewal Fees:** Renewals of space leased on commercial terms (including lease renewals at the option of the tenant) which are handled exclusively by the Manager shall be subject to a 0.50% commission on the net rental payments for each year of the renewed lease. When a long-term listing agreement is in effect for leasing and marketing of space with a party other than the Manager, the Manager shall cooperate fully with the broker and the leasing fees will not be payable to the Manager.
- h) **Construction Development Property Management Fees:** Where the Manager is requested by the Trust to construct tenant improvements or to renovate same, or where the Manager is requested by the Trust to construct, modify, or re-construct improvements to, or on, the Properties (collectively, "**Capital Expenditures**"), the Manager shall receive 5.0% of the cost of such Capital Expenditures, including the cost of all permits, materials, labour, contracts, and subcontracts; provided, however, that no such fee shall be payable unless the Capital Expenditures are undertaken following a tendering or procurement process wherein the total cost of such Capital Expenditures exceed \$50,000.
- i) **Loan Servicing Fees:** 0.25% per annum on the principal amount of each Mortgage Investment (other than syndicated loans serviced by third parties). The Loan Servicing Fee will be calculated as spread interest and deducted from the first interest received on a mortgage investment. Mortgage servicing

fees will be payable as to 1/12 monthly based on the receipt of interest payments from borrowers. Loan Servicing Fees will not be payable in respect of the Trust's cash balances or Non-Performing Loans held by the Trust, except that the Manager shall be entitled to retain any overnight float interest on all accounts maintained by the Manager in connection with the servicing of the Trust's Mortgage Investments. The Manager will retain all overnight float interest and related loan servicing fees as charged such as advance fees, discharge statement fees, realty tax escrow account charges, late payment and dishonoured payment charge fees, and all other such fees as charged by a loan servicing agent. This will only apply to the Mortgage Investments of the Trust.

j) Origination, Commitment & Discharge Fees and Profit Sharing Fees: The Manager shall remit to the Trust:

- i. 25% of all originating fees, commitment fees and renewal fees it receives from borrowers on mortgages it originates for the Trust (prorated to reflect the Trust's participation in the investment). The Manager will retain 100% of all originating fees, commitment fees, renewal fees and will remit 25% of such fees to the Trust calculated on the Trust's investment amount; and
- ii. 75% of any profit sharing, discharge fees, participation fees and profit made on discounted debt that the Mortgage Banker receives in respect of all Non-Conventional Mortgages and Special Profit Transactions it originates for the Trust (with an 8.0% annual preferential return to be given to the Trust on the Trust's investment amount prior to the Manager receiving its unit of such fees). The Manager shall retain 100% of all servicing charges paid by borrowers which are not identified above, including, without limitation, discharge statement administration fees and all fees identified.

k) Term and Termination: Initial term of ten years with automatic renewal for successive five year terms. The Trust may terminate the Agreement any time after November 1, 2030, other than for cause upon the approval of two-thirds of the votes cast by unitholders at a meeting and upon 24 months prior written notice. Upon termination, the Trust shall pay to the Manager the following:

- i. 2% of the Gross Invested Assets of the Properties and the Trust's other assets; and
- ii. any amounts which would have been earned by the Manager under the Agreement for the uncompleted portion of the term (the "**Termination Payment**").

For the three months ended September 30, 2025, asset management fees were \$196,252 (September 30, 2024 - \$195,138) and property management fees were \$nil (September 30, 2024 - nil). For the nine months ended September 30, 2025, asset management fees were \$599,670 (September 30, 2024 - \$667,028) and property management fees were \$nil (September 30, 2024 - \$38,471).

MANAGEMENT DISCUSSION & ANALYSIS

Asset Management fees are included in general and administrative expenses. Property management fees are included in property operating expenses.

As at September 30, 2025, the Trust has accrued \$3,886,897 (December 31, 2024 - \$4,135,948) under this Management Agreement, which is included in accounts payable and accrued liabilities.

CONTRACTUAL OBLIGATIONS

The Trust's contractual obligations over the next few years are as follows:

	Less than 1					
	year	1-2 years	>2 years	Total		
Mortgages payable	\$ 56,667	\$ 19,576,617	\$ 9,847,528	\$ 29,480,813		
Accounts Payable and Accrued Liabilities	6,744,181	-	-	6,744,181		
Total	\$ 6,800,847	\$ 19,576,617	\$ 9,847,528	\$ 36,224,994		

MORTGAGES PAYABLE

As at September 30, 2025, the Trust had mortgages payable, secured by the multi-family properties of \$29,327,067 including the current portion and net of unamortized financing costs and mark to market on assumed mortgages (December 31, 2024 - \$29,495,915) which bear interest at a weighted average interest rate of 5.77% (December 31, 2024 – 7.05%) per annum, and have maturity dates ranging between September, 2027 and March, 2028.

	September 30, 2025	December 31, 2024
Mortgages payable	\$ 29,480,813	\$ 29,631,337
Less: Current Portion	(229,547)	(221,161)
Less: Unamortized Financing Costs	(306,382)	(330,988)
Add: Mark to Market on assumed mortgages	152,636	195,565
	\$ 29,097,520	\$ 29,274,753

The following annual payments of principal and interest are in respect of these mortgages and loan:

	Principal	Interest	Total
2025	\$ 56,667	\$ 536,182	\$ 592,849
2026	232,402	1,706,417	1,938,819
2027	19,344,215	1,289,569	20,633,784
2028	9,847,528	121,729	9,969,257
Total	\$ 29,480,813	\$ 3,653,897	\$ 33,134,709

On July 2, 2024, the Trust made a partial repayment of \$3 million on one of its mortgages secured by a property located in Houston, Texas. As a result of the paydown, the interest rate was reduced to 8.25% per annum and the maturity date was extended to February 4, 2026.

The Trust recently refinanced its \$19.1 million, 8.25% fixed rate, interest only first mortgage maturing on February 4, 2026 that was secured by a property located in Houston, Texas with a new variable, interest only, \$19.1 million first mortgage with a Canadian Chartered Bank maturing on September 8, 2027. The interest rate on the new

MANAGEMENT DISCUSSION & ANALYSIS

first mortgage is based on the One Month US Secured Overnight Financing Rate (“SOFR”) plus 2.25%.

OPTIONS

The Trust has a 10% rolling incentive stock option plan which provides for the issuance of incentive stock options to directors, management, employees, and consultants of the Trust.

The Trust had the following options outstanding and exercisable on September 30, 2025:

Issuance Date	Number of Options	Weighted average exercise price	Fair Value of Options	Expiry Date
August 17, 2017	340,738	\$ 7.50	\$ 3,482	August 17, 2027
November 19, 2018	188,900	8.30	\$ 6,591	November 19, 2028
March 16, 2021	40,100	7.50	\$ 7,471	March 16, 2031
March 16, 2021	56,400	8.30	\$ 8,189	March 16, 2031
Total/ Weighted Average	626,138	\$ 7.81	\$ 25,734	

The option reserve was calculated using the Black Scholes model. The following assumptions were used:

Option Assumptions	September 30, 2025	December 31, 2024
Stock Price	\$ 2.95	\$ 3.65
Exercise Price	\$7.50-\$8.30	\$7.50-\$8.30
Expected Life in Years	1.88-5.45	2.63-6.20
Annualized Volatility	30.00%	30.00%
Annual Rate of Monthly Dividends	\$ -	\$ -
Discount Rate - Bond Equivalent Yield	2.43%	3.14%

SIGNIFICANT ACCOUNTING POLICIES

The significant accounting policies used in the preparation of the audited consolidated financial statements for the period and year ended December 31, 2024, are consistent with those described in note 2 of the Trust’s audited consolidated financial statements for the year ended December 31, 2024 and December 31, 2023.

RESPONSIBILITY OF MANAGEMENT AND THE BOARD OF TRUSTEES

Management is responsible for the information disclosed in this MD&A, and has in place the appropriate information systems, procedures and controls to ensure that the information used internally by management and disclosed externally is materially complete and reliable. In addition, the Trust’s Audit Committee and Board of Trustees provide an oversight role with respect to all public financial disclosures by the Trust and have reviewed and approved this MD&A and the audited consolidated financial statements for the three and nine months ended September 30, 2025, and 2024.

CONTROLS AND PROCEDURES

The Trust maintains appropriate information systems, procedures and controls to ensure that information disclosed externally is complete, reliable, and timely. The Trust’s Chief Executive Officer and Chief Financial Officer evaluated, or caused an evaluation under their direct supervision of, the design and operating effectiveness of the Trust’s

MANAGEMENT DISCUSSION & ANALYSIS

disclosure controls and procedures (as defined in National Instrument 52-109, Certification of Disclosure in Issuers' Annual and Filings) as at September 30, 2025, and have concluded that such disclosure controls and procedures were appropriately designed and were operating effectively.

The Trust has also established adequate internal controls over financial reporting to provide reasonable assurance regarding the reliability of the Trust's financial reporting and the preparation of the financial statements for external purposes in accordance with IFRS. The Trust's Chief Executive Officer and the Chief Financial Officer assessed, or caused an assessment under their direct supervision, of the design and operating effectiveness of the Trust's internal controls over financial reporting (as defined in National Instrument 52-109, Certification of Disclosure in Issuers' Annual and Filings) as at September 30, 2025. Based on that assessment, it was determined that the Trust's internal controls over financial reporting were appropriately designed and were operating effectively. In addition, the Trust did not make any changes to the design of the Trust's internal controls over financial reporting during the three months ended September 30, 2025, that would have materially affected or would be reasonably likely to materially affect the Trust's internal controls over financial reporting.

It should be noted that a control system, no matter how well conceived and operated, can provide only reasonable, not absolute, assurance that the objectives of the control system are met. Because of the inherent limitations in all control systems, no evaluation of controls can provide absolute assurance that all control issues, including instances of fraud, if any, have been detected. These inherent limitations include, among other items: (i) that management's assumptions and judgments could ultimately prove to be incorrect under varying conditions and circumstances; (ii) the impact of any undetected errors; and (iii) controls may be circumvented by the unauthorized acts of individuals, by collusion of two or more people, or by management override. The design of any system of controls is also based in part upon certain assumptions about the likelihood of future events, and there can be no assurance that any design will succeed in achieving its stated goals under all potential future conditions.

RISKS AND UNCERTAINTIES

GEOGRAPHIC CONCENTRATION

The properties are in the States of Georgia, New York, Texas, Maryland and Connecticut. Accordingly, the market value of the properties and the income to be generated by the Trust's performance are particularly sensitive to changes in the economic conditions and regulatory environments of those U.S. states. Adverse changes in the economic condition or regulatory environment of these U.S. states may have a material adverse effect on the Trust's business, cash flows, financial condition, and results of operations.

ACQUISITION RISK

The Trust may be subject to significant operating risks associated with its expanded operations. The Trust's business strategy includes growth through identifying suitable acquisition opportunities, pursuing such opportunities, consummating acquisitions, and effectively operating and leasing such properties. If the Trust is unable to manage its growth effectively, it could have a material adverse effect on the Trust's business, cash flows, financial condition, and results of operations. There can be no assurance as to the pace of growth through property acquisitions or that the Trust will be able to acquire

MANAGEMENT DISCUSSION & ANALYSIS

assets that are accretive to earnings and/or cash flow. The Trust may acquire additional properties selectively. The acquisition of additional properties entails risks that investments will fail to perform in accordance with expectations. In undertaking such acquisitions, the Trust will incur certain risks, including the expenditure of funds, including non-refundable deposits, due diligence costs and inspection fees, and the devotion of management's time to transactions that may not come to fruition. Additional risks inherent in acquisitions include risks that the properties will not achieve anticipated occupancy levels and that estimates of the costs and benefits of the renovation and repositioning program intended for the property being acquired may prove inaccurate or may not have the intended results.

CO-INVESTMENT/INVESTMENTS IN ASSOCIATES

The Trust currently is and may in the future become, invested in, or a participant in, directly or indirectly, investments in associates and partnerships with third parties. An investment in an associate or partnership involves certain additional risks, including: (i) the possibility that such associate/partners may at any time have economic or business interests or goals that will be or are inconsistent with those of the Trust or take actions contrary to the Manager's instructions or requests or to the Manager's policies or objectives; (ii) the associate/partner may have control over all of the day to day and fundamental decisions relating to a property; the risk that such associates/partners could experience financial difficulties or seek the protection of bankruptcy, insolvency or other laws, which could result in additional financial demands to maintain and operate such properties or repay the associates/partners' unit of property debt guaranteed by the Trust or its Subsidiary Entities or for which the Trust or its Subsidiary Entities will be liable and/or result in the Trust suffering or incurring delays, expenses and other problems associated with obtaining court approval of an investment in associates or partnership decisions; (iv) the risk that such associates/partners may, through their activities on behalf of or in the name of the associates or partnerships, expose or subject the Trust or its Subsidiary Entities to liability; and (v) the need to obtain associates/partners' consents with respect to certain major decisions or inability to have any decision making authority, including the decision to distribute cash generated from such properties or to refinance or sell a property. In addition, the sale or transfer of interests in certain of the investments in associates and partnerships may be subject to certain requirements, such as rights of first refusal, rights of first offer or drag-along rights, and certain of the investment in associates and partnership agreements may provide for buy-sell or similar arrangements. Such rights may inhibit the Trust's ability to sell an interest in a property or an investment in associates/partnership within the time frame or otherwise on the basis the Trust desires. Additionally, drag-along rights may be triggered at a time when the Trust may not desire to sell its interest in a property, but the Trust may be forced to do so at a time when it would not otherwise be in the Trust's best interest. In addition, associates/partners of the Trust may sell their interest in the applicable entity to a third party with the result that the Trust is investing in associates or partnering with an unknown third party.

PURCHASE AGREEMENTS

Additional properties may be sold to the Trust in an "as is" condition, and upon acquisition of said properties, the Trust may have limited recourse with respect to conditions affecting the purchased properties. The costs of unexpected repair and remediation work could be material and may, therefore, have an adverse effect on the

MANAGEMENT DISCUSSION & ANALYSIS

Trust's financial condition and results of operations. Furthermore, representations and warranties made by the seller in a purchase agreement, if any, may survive only for a limited period after closing. If claims arising because of a breach of a representation or warranty are discovered after this period, the Trust may not be able to seek indemnification from the seller and would, therefore, suffer the financial consequences of such a breach, which could be material. Moreover, even if the Trust was entitled to indemnification from the seller, no assurance can be given that the seller would have sufficient funds to satisfy any such indemnification claims.

NON-REFUNDABLE DEPOSITS

Property acquisition transactions may require deposits by the Trust and costs to be incurred by the Trust, which may be non-refundable. If such transactions fail to close, these funds may be unrecoverable in whole or in part, thereby reducing funds otherwise available to the Trust.

OPERATIONAL RISKS

Operational risk is the risk that a direct or indirect loss may result from an inadequate or failed infrastructure, from a human process, or from external events. The impact of this risk may be financial loss, loss of reputation, or legal and regulatory proceedings. The Trust endeavors to minimize losses in this area by ensuring that effective infrastructure and controls exist. These controls are constantly reviewed and, if deemed necessary, improvements are implemented.

RISKS RELATED TO PREFERRED CAPITAL LOAN DEFAULTS

The Trust may from time to time deem it appropriate to extend or renew the term of a preferred capital loan past its maturity, or to accrue the interest on a preferred capital loan. The Trust generally will do so if it believes that there is a very low risk to the Trust of not being repaid the full principal and interest owing on the preferred capital loan. In these circumstances, however, the Trust is subject to the risk that the principal and/or accrued interest of such preferred capital loan may not be repaid in a timely manner or at all, which could impact the cash flows of the Trust during the period in which it is exercising such remedies. Further, if the valuation of the asset underlying the preferred capital loan has fluctuated substantially due to market conditions, there is a risk that the Trust may not recover all or substantially all of the principal and interest owed to the Trust in respect of such preferred capital loan. When a preferred capital loan is extended past its maturity, the loan can either be held over on a month to month basis, or renewed for an additional term at the time of its maturity. Notwithstanding any such extension or renewal, if the borrower subsequently defaults under any terms of the loan, the Trust has the ability, subject to the rights of creditors in priority to the Trust, to exercise its preferred capital enforcement remedies in respect of the extended or renewed preferred capital loan. Exercising preferred capital enforcement remedies is a process that requires a significant amount of time to complete, which could adversely impact the cash flows of the Trust during the period of enforcement. In addition, because of potential declines in real estate values, in particular given the current economic environment, there is no assurance that the Trust will be able to recover all or substantially all of the outstanding principal and interest owed to the Trust in respect of such preferred capital loans by exercising its preferred capital loan enforcement remedies. Should the Trust be unable to recover all or substantially all the principal and interest owed to the Trust

MANAGEMENT DISCUSSION & ANALYSIS

in respect of such preferred capital loans, the returns, financial condition and results of operations of the Trust could be adversely impacted.

FORECLOSURE AND RELATED COSTS

One or more borrowers could fail to make payments according to the terms of their loan, and the Trust could therefore be forced to exercise its rights as the preferred creditor. The recovery of a portion of the Trust's assets may not be possible for an extended period during this process and there are circumstances where there may be complications in the enforcement of the Trust's rights as the preferred creditor. Legal fees and expenses and other costs incurred by the Trust in enforcing its rights as the preferred creditor against a defaulting borrower are usually recoverable from the borrower directly or through the sale of the secured property by power of sale or otherwise, although there is no assurance that they will be recovered. If these expenses are not recoverable, they will be borne by the Trust. Furthermore, certain significant expenditures, including property taxes, capital repair and replacement costs, maintenance costs, mortgage payments, insurance costs and related charges must be made through the period of ownership of real property regardless of whether the property is producing income or whether preferred capital loan payments are being made. The Trust may therefore be required to incur such expenditures to protect its investment, even if the borrower is not honouring its contractual obligations.

RISK OF NATURAL DISASTERS

The properties located in Florida, Georgia and Texas historically have experienced periods of extreme weather that have resulted in periods of severe thunderstorms, tornadoes, wind, and rain damage, and may sustain significant storm damage in the future. While the Trust will take insurance to cover a substantial portion of the cost of such events, the Trust's insurance is likely to include deductible amounts and exclusions such that certain items may not be covered by insurance. Future hurricanes, floods, or other natural disasters may significantly affect the Trust's operations and some or all the properties, and more specifically, may cause the Trust to experience reduced rental revenue (including from increased vacancy), incur cleanup costs as well as administration and collection costs, or otherwise incur costs in connection with such events, including damage to property and equipment, increasing material costs, increasing labour costs, increasing insurance premiums, increased time to completion of renovation due to the foregoing factors, and increase in government regulations with respect to setbacks, drainage and engineering of seawalls, and other protective features. Any of these events may have a material adverse effect on the Trust's business, cash flows, financial condition, and results of operations and ability to declare and pay dividends, if any, to Trust unitholders. As well, if the Trust was unable to obtain adequate insurance, and the properties experienced damages that would otherwise have been covered by insurance, it could have a material adverse effect on the Trust's business, cash flows, and financial condition.

RISK OF LOSS NOT COVERED BY INSURANCE

The Trust maintains insurance policies related to its business, including casualty, general liability, and other policies covering the Trust's business operations, employees, and assets. However, the Trust will be required to bear all losses that are not adequately covered by insurance, as well as any insurance deductibles. In the event of a substantial property loss, the existing insurance coverage may be insufficient to pay the full current

MANAGEMENT DISCUSSION & ANALYSIS

market value or current replacement cost of such property loss. In the event of an uninsured loss, the Trust could lose some or all its capital investment, cash flow and anticipated profits related to one or more properties. Although the Trust believes that its insurance programs are adequate, assurance cannot be provided that the Trust will not incur losses more than insurance coverage or that insurance can be obtained in the future at acceptable levels and reasonable cost.

RISK RELATED TO INSURANCE RENEWALS

Certain events could make it more difficult and expensive to obtain property and casualty insurance, including coverage for catastrophic risks. When the Trust's current insurance policies expire, the Trust may encounter difficulty in obtaining or renewing property or casualty insurance on the properties at the same levels of coverage and under similar terms. Such insurance may be more limited and, for catastrophic risks (e.g., earthquake, hurricane, flood and terrorism), may not be generally available to fully cover potential losses. Even if the Trust can renew policies at levels and with limitations consistent with current policies, the Trust cannot be sure that it will be able to obtain such insurance at premiums that are reasonable. If the Trust is unable to obtain adequate insurance on the properties for certain risks, it could cause the Trust to be in default under specific covenants on certain of its indebtedness or other contractual commitments that it has which require the Trust to maintain adequate insurance on the properties to protect against the risk of loss. If this were to occur, or if the Trust were unable to obtain adequate insurance and the properties experienced damages that would otherwise have been covered by insurance, it could have a material adverse effect on the Trust's business, cash flows, financial condition, and results of operations.

ACCESS TO CAPITAL

The real estate industry is highly capital intensive. The Trust will require access to capital to maintain the properties, as well as to periodically fund its growth strategy and significant capital expenditures. There can be no assurance that the Trust will have access to sufficient capital or access to capital on terms favourable to the Trust for future property acquisitions, financing or refinancing of the properties, funding operating expenses, or other purposes.

In addition, global financial markets have experienced a sharp increase in volatility during recent years. This has been, in part, the result of the re-valuation of assets on the balance sheets of international financial institutions and related securities. This has contributed to a reduction in liquidity among financial institutions and has reduced the availability of credit to those institutions and to the companies who borrow from them. While central banks as well as governments continue attempts to restore liquidity to the global economy, no assurance can be given that the combined impact of the significant re-valuations and constraints on the availability of credit will not continue to cause material adverse effect on economies around the world in the near to medium term. These market conditions and unexpected volatility or illiquidity in financial markets may inhibit the Trust's access to long-term financing, in the Canadian and/or United States capital markets. As a result, it is possible that financing which the Trust may require to grow and expand its operations, upon the expiry of the term of financing, on refinancing any particular property owned by the Trust or otherwise, may not be available or, if it is available, may not be available on favourable terms to the Trust. Failure by the Trust to access required capital could have a material adverse effect on the Trust's business,

MANAGEMENT DISCUSSION & ANALYSIS

cash flows, financial condition and results of operations, and ability to declare and pay dividends, if any, to Trust unitholders.

FINANCING RISK

A portion of the cash flow generated by the properties will be devoted to servicing indebtedness, and there can be no assurance that the Trust will continue to generate sufficient cash flow from operations to meet required interest and principal payments. If the Trust is unable to meet interest or principal payments, it could be required to seek renegotiation of such payments or obtain additional equity, debt, or other financing. The failure of the Trust to make or renegotiate interest or principal payments or obtain additional equity, debt, or other financing could have a material adverse effect on the Trust's business, cash flows, financial condition, and results of operations.

The Trust will be subject to the risks associated with debt financing, including the risk that the convertible debentures, mortgages, and banking facilities secured by the properties will not be able to be refinanced or that the terms of such refinancing will not be as favourable as the terms of existing indebtedness. If the Trust decides to utilize variable rate debt, such debt will result in fluctuations in the Trust's cost of borrowing as interest rates change. To the extent that interest rates rise there may be a material adverse effect on the Trust's business, cash flows, financial condition, and results of operations.

The Trust will seek to manage its financing risk by maintaining a balanced maturity profile with no significant amounts coming due in one period. Given the increased credit quality of such debt, the probability of the Trust being unable to renew the maturing debt or transfer the debt to another accredited lending institution is significantly reduced. However, there can be no assurance that the renewal of debt will be on as favourable terms as existing indebtedness.

The Trust's credit facilities may also contain covenants that require it to maintain certain financial ratios on specific portfolios and/or on a consolidated basis. If the Trust does not maintain such ratios, its cash flows may be restricted and the ability to issue, declare, and pay dividends, if any, may be limited.

DEGREE OF LEVERAGE

The Trust's degree of leverage could have important consequences to Trust unitholders. For example, the degree of leverage could affect the Trust's ability to obtain additional financing in the future for working capital, capital expenditures, acquisitions, development, or other general purposes, making the Trust more vulnerable to a downturn in business or the economy in general.

As interest rates fluctuate in the lending market, generally so too do capitalization rates which affect the underlying value of real estate. As such, when interest rates rise, generally capitalization rates should be expected to rise. Over the period of investment, capital gains and losses at the time of disposition can occur due to the increase or decrease of these capitalization rates.

DEPENDENCE ON FIRM CAPITAL REALTY PARTNERS ADVISORS INC. ("FCRPAI")

The Trust's earnings and operations are impacted by FCRPAI's ability to source appropriate real estate investments that provide sufficient yields for investors and FCRPAI to maintain these real estate investments. The Trust has also entered a long-term contract with FCRPAI, as more particularly described in an agreement dated

MANAGEMENT DISCUSSION & ANALYSIS

January 1, 2020 as posted on SEDAR (www.sedarplus.ca). The Trust is exposed to adverse developments in the business and affairs of FCRPAI, since the day-to-day activities of the Trust are run by FCRPAI and since all the Trust's debt and equity investments are originated by FCRPAI.

RELIANCE ON PROPERTY MANAGEMENT

The Trust relies upon independent management companies to perform property management functions in respect of certain of the Properties. To the extent the Trust relies upon such management companies, the employees of such management companies will devote as much of their time to the management of the Properties as in their judgment is reasonably required and may have conflicts of interest in allocating management time, services and functions among the Properties and their other development, investment and/or management activities.

LITIGATION RISKS

In the normal course of the Trust's operations, whether directly or indirectly, it may become involved in, named as a party to, or the subject of, various legal proceedings, including regulatory proceedings, tax proceedings, and legal actions relating to personal injuries, property damage, property taxes, land rights, the environment, and contract disputes. The outcome with respect to outstanding, pending or future proceedings cannot be predicted with certainty and may be determined in a manner adverse to the Trust and, as a result, could have a material adverse effect on the Trust's assets, liabilities, business, financial condition, and results of operations. Even if the Trust prevails in any such legal proceeding, the proceedings could be costly and time-consuming and may divert the attention of management and key personnel from the Trust's business operations, which could have a material adverse effect on the Trust's business, cash flows, financial condition, and results of operations.

LAWS BENEFITING DISABLED PERSONS

Laws benefiting disabled persons may result in unanticipated expenses being incurred by the Trust. Under the *Americans with Disabilities Act* of 1990 (the "**ADA**"), all places intended to be used by the public are required to meet certain federal requirements related to access and use by disabled persons. The *Fair Housing Amendments Act* of 1988 (the "**FHAA**") requires apartment properties first occupied after March 13, 1991 to comply with design and construction requirements for disabled access. For those projects receiving federal funds, the *Rehabilitation Act* of 1973 also has requirements regarding disabled access. These and other federal, state and local laws may require modifications to the Trust properties, or affect renovations of the properties. Non-compliance with these laws could result in the imposition of fines or an award of damages to private litigants and could also result in an order to correct any non-complying feature, which could result in substantial capital expenditures. Although the Trust believes that the properties are substantially in compliance with present requirements, the Trust may incur unanticipated expenses to comply with the ADA, the FHAA, and the *Rehabilitation Act* of 1973 in connection with the ongoing operation or redevelopment of the properties.

POTENTIAL CONFLICTS OF INTEREST WITH TRUSTEES

There are potential conflicts of interest to which some of the trustees, officers, insiders and promoters of the Trust will be subject in connection with the operations of the Trust.

MANAGEMENT DISCUSSION & ANALYSIS

Conflicts, if any, will be subject to the procedures and remedies as provided under the Ontario Business Corporations Act.

INTERNAL CONTROLS

Effective internal controls are necessary for the Trust to provide reliable financial reports and to help prevent fraud. Although the Trust will undertake several procedures and will implement a number of safeguards in order to help ensure the reliability of its financial reports, in each case, including those imposed on the Trust under Canadian securities law, the Trust cannot be certain that such measures will ensure that the Trust will maintain adequate control over financial processes and reporting. Failure to implement required new or improved controls, or difficulties encountered in their implementation, could harm the Trust's results of operations or cause it to fail to meet its reporting obligations. If the Trust or its auditors discover a material weakness, the disclosure of that fact, even if quickly remedied, could reduce the market's confidence in the Trust's audited consolidated financial statements and material adverse effect on the trading price of the units.

U.S. LAWS AND REGULATIONS

The Trust carries on business in the U.S. and, accordingly, is subject to United States federal, state and local laws, rules, regulations and requirements. Although the Trust believes that the Properties are substantially in compliance with present laws, rules, regulations and requirements, the Trust may incur unanticipated expenses to comply with such laws, rules, regulations and requirements. Noncompliance with these laws, rules, regulations and requirements could have a material adverse effect on the Trust's business, cash flows, financial condition and results of operations and could result in, among other things, the imposition of fines or an award of damages to private litigants and could result in an order to correct any non-complying feature of the Properties, which could result in substantial capital expenditures.

U.S. CURRENCY RISK

The Convertible Debenture financing was obtained in Canadian Dollars but invests in the US Market using US Dollars. Accordingly, the Trust has a risk that the value of the US Dollar will increase requiring more Canadian Dollars. In addition, the finance costs are paid in Canadian Dollars and a decrease in the US Dollar at such time will adversely affect the Trust.

LIQUIDITY

The Trust is a relatively new issuer and there can be no assurance that an active trading market in the units will be sustained. There is a significant liquidity risk associated with an investment in the units.

RELIANCE ON ASSUMPTIONS

The Trust's investment objectives and strategy have been formulated based on the analysis and expectations regarding recent economic developments in the U.S., the future recovery of U.S. real estate markets in general, and the U.S. to Canadian dollar exchange rate. Such analysis may be incorrect and such expectations may not be realized.

GENERAL REAL ESTATE OWNERSHIP RISKS

All real property investments are subject to risks generally incident to the ownership, remodeling, operation, and sale of real estate, including: (a) changes in general

MANAGEMENT DISCUSSION & ANALYSIS

economic or local conditions; (b) changes in supply of or demand for similar or competing properties in a particular geographic area; (c) bankruptcies, financial difficulties, or defaults by vendors, contractors, tenants, and others; (d) increases in operating costs, such as taxes and insurance; (e) the inability to achieve occupancy at rental rates adequate to produce desired financial returns; (f) periods of high interest rates and tight money supply; (g) excess supply of rental properties in the market area; (h) liability for uninsured losses resulting from natural disasters or other perils; (i) liability for environmental hazards; (j) changes in tax, real estate, or environmental laws or regulations; and (k) changes in availability of financing. For these and other reasons, no assurance can be given that the investment will be profitable or that it will achieve its financial objectives.

Certain significant expenditures, including property taxes, maintenance costs, insurance costs, and related charges must be made throughout the period of ownership of real property regardless of whether a property is producing any income. Real property investments tend to be relatively illiquid. This illiquidity will limit the ability of the Trust to respond to changing economic or investment conditions. If the Trust were required to liquidate assets quickly, there is a risk the proceeds realized from such a sale would be less than the book value of the assets or less than what could be expected to be realized under normal circumstances. By specializing in a particular type of real estate, the Trust is exposed to adverse effects on that segment of the real estate market and does not benefit from a broader diversification of its portfolio by property class.

All real property investments are subject to elements of risk. The value of real property and any improvements thereto depend on the credit and financial stability of tenants and upon the vacancy rates of the properties. The properties generate revenue through rental payments made by the tenants. The ability to rent un-leased suites in properties will be affected by many factors, including changes in general economic conditions (such as the availability and cost of mortgage funds), local conditions (such as an oversupply of space or a reduction in demand for real estate in the area), government regulations, changing demographics, competition from other available properties, and various other factors. The ability to declare and pay dividends, if any, will be adversely affected if a significant number of tenants are unable to meet their obligations under their leases, or if a significant amount of available space in the properties becomes vacant and cannot be leased on economically favourable lease terms. If properties do not generate revenues sufficient to meet operating expenses, including debt service and capital expenditures, this could have a material adverse effect on the Trust's business, cash flows, financial condition, and results of operations and ability to declare and pay dividends, if any, to Unitholders.

Historical occupancy rates and revenues are not necessarily an accurate prediction of the future occupancy rates for the properties or revenues to be thus derived. Reported estimates of market rent can be seasonal and the significance of any variations from quarter to quarter would material adverse effect the Trust's annualized estimated gain-to-lease amount. There can be no assurance that upon the expiration or termination of existing leases that the average occupancy rates and revenues will be higher than historical occupancy rates and revenues, and it may take a significant amount of time for market rents to be recognized by the Trust due to internal and external limitations on its ability to charge these new market based rents in the short term.

MANAGEMENT DISCUSSION & ANALYSIS

The short-term nature of residential tenant leases exposes the Trust to the effects of declining market rent, which could have a material adverse effect on the Trust's results from operations and ability to declare and pay dividends, if any. Most of the Trust's residential tenant leases will be for a term of one year or less. Because the Trust's residential tenant leases generally permit residents to leave at the end of their lease term without any penalty, the Trust's rental revenue may have material adverse effects by declines in market rents more quickly than if such leases were for longer terms.

SUBSTITUTIONS FOR RESIDENTIAL RENTAL UNITS

Demand for the properties is impacted by and inversely related to the relative cost of home ownership. The cost of home ownership depends upon, among other things, interest rates offered by financial institutions on mortgages and similar home financing transactions. With the recent global economic crisis and its impact on the U.S. credit markets, interest rates offered by financial institutions for financing home ownership have been at historically low levels. If the interest rates offered by financial institutions for home ownership financing remain low, demand for rental properties may be adversely affected. A reduction in the demand for rental properties may have a material adverse effect on the Trust's ability to lease suites in the properties and on the rents charged. This, in turn, may have a material adverse effect on the Trust's business, cash flows, financial condition, and results of operations and the ability to declare and pay any dividends, if any, to Unitholders.

COMPETITION

The multi-family property sector is highly competitive. The Trust faces competition from many sources, including individuals, Trust's or other entities engaged in real estate investment activities, many of whom have greater financial resources than the Trust. There is also competition from other rental properties in the immediate vicinity of the various properties and the broader geographic areas where the properties are and will be located. Furthermore, the properties that the Trust owns or may acquire compete with numerous housing alternatives in attracting tenants, including home ownership. The relative demand for such alternatives may be increased by declining mortgage interest rates, government programs which promote home ownership, or other events or initiatives which increase the affordability of such alternatives to the properties and could have a material adverse effect on the Trust's ability to retain tenants and increase or maintain rental rates. Such competition may reduce occupancy rates and rental revenues of the Trust and could have a material adverse effect on the Trust's business, cash flows, financial condition, and results of operations and the ability to declare and pay any distributions, if any, to Unitholders.

The competition for the properties available for sale may significantly increase the cost of acquiring such assets and may result in such assets being acquired by the Trust at prices or on terms which are comparatively less favourable to the Trust or may result in such assets being acquired by competitors of the Trust. In addition, the number of entities seeking to acquire multi-family properties, and/or the amount of funds competing for such acquisitions may increase. Increases in the cost to the Trust of acquiring properties may material adverse effect on the ability of the Trust to acquire such properties on favourable terms and may otherwise have a material adverse effect on the Trust's business, cash flows, financial condition and results of operations and ability to declare and pay any distributions to Unitholders.

MANAGEMENT DISCUSSION & ANALYSIS

In addition, over-building in the multi-family sector in the United States may increase the supply of total multi-family properties, further increasing the level of competition in those markets.

CHANGES IN APPLICABLE LAWS

The Trust's operations must comply with numerous federal, state, and local laws and regulations, some of which may conflict with one another or be subject to limited judicial or regulatory interpretations. These laws and regulations may include zoning laws, building codes, landlord tenant laws, and other laws generally applicable to business operations. Non-compliance with laws could expose the Trust to liability.

Lower revenue growth or significant unanticipated expenditures may result from the Trust's need to comply with changes in Applicable Laws, including (i) laws imposing environmental remedial requirements and the potential liability for environmental conditions existing on properties or the restrictions on discharges or other conditions; (ii) rent control or rent stabilization laws or other residential landlord/tenant laws; or (iii) other governmental rules and regulations or enforcement policies affecting the development, use, and operation of the properties, including changes to building codes and fire and life-safety codes.

ENVIRONMENTAL MATTERS

Under various environmental and ecological laws, the Trust and/or its subsidiaries could become liable for the costs of removal or remediation of certain hazardous or toxic substances released on or in one or more of the properties or disposed of at other locations. The failure to deal effectively with such substances may adversely affect the Trust's ability to sell such property and could potentially also result in claims against the Trust by third parties.

THE COSTS OF SECURING POSSESSION AND CONTROL OF NEWLY ACQUIRED PROPERTIES MAY EXCEED EXPECTATIONS

Upon acquiring a new property, the Trust may have to evict residents who are in unlawful possession before the Trust can secure possession and control of the property. The holdover occupants may be the former owners or tenants of a property, or they may be squatters or others who are illegally in possession. Securing control and possession from these occupants can be both costly and time-consuming. If these costs and delays exceed our expectations in a large proportion of newly acquired properties, the Trust's financial performance may suffer because of the increased expenses incurred or the unexpected delays in turning the properties into revenue-producing assets.

THE COSTS ARISING FROM RENOVATION OF PROPERTIES

The Trust expects that many of the properties will require some level of renovation immediately upon their acquisition or in the future following expiration of a lease or otherwise. The Trust may acquire properties that it plans to extensively renovate. The Trust may also acquire properties that it expects to be in good condition only to discover unforeseen defects and problems that require extensive renovation and capital expenditures. In addition, the Trust will be required to make ongoing capital improvements and replacements and may need to perform significant renovations to reposition properties in the rental market. The Trust's properties will have infrastructure and appliances of varying ages and conditions. Consequently, the Trust expects that its management will routinely retain independent contractors and trade professionals to perform physical repair work and will be exposed to all the risks inherent in property

MANAGEMENT DISCUSSION & ANALYSIS

renovation, including potential cost overruns, increases in labour and materials costs, delays by contractors in completing work, delays in the timing of receiving necessary work permits, certificates of occupancy, and poor workmanship. Although the Trust does not expect that renovation difficulties on any individual property will be significant to its overall results, if the assumptions regarding the costs or timing of renovation across the Trust's portfolio prove to be materially inaccurate, the Trust's earnings and distributable cash may be adversely affected.

FIXED COSTS AND INCREASED EXPENSES

The failure to maintain stable or increasing average monthly rental rates combined with acceptable occupancy levels would likely have a material adverse effect on the Trust's business, cash flows, financial condition, and results of operations and ability to declare and pay dividends, if any. Certain significant expenditures, including property taxes, maintenance costs, mortgage payments, insurance costs, and related charges, must be made throughout the period of ownership of real property regardless of whether a property is producing any income. If the Trust is unable to meet mortgage payments on any property, losses could be sustained because of the mortgagee's exercise of its rights of foreclosure or sale.

The Trust is also subject to utility and property tax risk relating to increased costs that the Trust experiences because of higher resource prices as well as its exposure to significant increases in property taxes. There is a risk that property taxes may be raised because of re-valuations of properties and their adherent tax rates. In some instances, enhancements to properties may result in significant increases in property assessments following a re-valuation. Additionally, utility expenses, mainly consisting of natural gas, water, and electricity service charges, have been subject to considerable price fluctuations over the past several years. Any significant increase in these resource costs that the Trust cannot charge back to the tenant may have a material adverse effect on the Trust's business, cash flows, financial condition and results of operations and the ability to make, declare, and pay any dividends. Unlike commercial leases, which generally are "net" leases and allow a landlord to recover expenditures from tenants, residential leases are generally "gross" leases, and the landlord is not able to pass on costs to its tenants. Generally, the Trust's leases with tenants require the tenant to pay directly for their own utilities. The timing and amount of capital expenditures by the Trust will affect the amount of any distributions available to Unitholders.

INTEREST RATE RISK

Interest rate risk is the combined risk that the Trust would experience a loss because of its exposure to a higher interest rate environment (interest rate risk) and the possibility that at the end of a mortgage term the Trust would be unable to renew the maturing debt either with the existing lender or a new lender (renewal risk).

The Trust will seek to manage its interest rate risk by negotiating, where possible, fixed interest rates on all its debt.

VALUATION AND DISPOSITION RISK

On a quarterly basis the Trust performs a valuation assessment of its properties. As property values fluctuate over time in response to economic and market factors, or as underlying assumptions in the valuation model change, the fair value of the Trust's investment portfolios may change materially and could impact unitholders' value. While

MANAGEMENT DISCUSSION & ANALYSIS

the Trust is responsible for the reasonableness of the assumptions and for the accuracy of the inputs into the property valuation model, market assumptions applied for valuation purposes do not necessarily reflect the Trust's specific history or experience and the conditions for realizing the fair values through a sale may change or may not be realized.

From time to time the Trust undertakes strategic property dispositions where the Trust believes the respective investment can be adequately monetized with the goal of maximizing unitholders' value. Failure to dispose of certain assets not aligned with the Trust's investment criteria may adversely affect its operations and financial performance.

ASSUMPTIONS MAY PROVE INACCURATE

In determining whether a particular property meets its investment criteria, the Trust makes several assumptions, including assumptions related to estimated time of possession and estimated renovation costs and time frames, annual operating costs, market rental rates and potential rent amounts, time from purchase to leasing, and tenant default rates. These assumptions may prove inaccurate, causing the Trust to pay too much for properties it acquires, to overvalue properties or to have properties not perform as expected, and adjustments to the assumptions made in evaluating potential purchases may result in fewer properties qualifying under the Trust's investment criteria. Reductions in the supply of properties that meet the Trust's investment criteria may adversely affect the Trust's operating results and ability to implement its business plan.

Furthermore, the properties are likely to vary materially in terms of time to possession, renovation, quality and type of construction, location, and hazards. The Trust's success will depend on its ability to acquire properties that can be quickly possessed, renovated, repaired, upgraded, and rented with minimal expenses and maintained in rentable condition. The Trust's ability to identify and acquire such properties will be fundamental to its success.

In addition, the recent market and regulatory environments relating to multi-family properties have been changing rapidly, making future trends difficult to forecast.

A low-angle photograph of an American flag waving in front of a tall skyscraper. The flag is in the foreground, and the building's facade is visible in the background.


FIRM CAPITAL APARTMENT REIT

CAPITAL PRESERVATION • DISCIPLINED INVESTING

FINANCIAL STATEMENTS

THIRD QUARTER 2025

SEPTEMBER 30, 2025



Condensed Consolidated Interim Financial Statements of

**FIRM CAPITAL APARTMENT REAL ESTATE
INVESTMENT TRUST**

For the three and nine months ended September 30, 2025 and 2024

(Expressed in US Dollars)

The accompanying unaudited condensed interim financial statements of Firm Capital Apartment Real Estate Investment Trust for the three and nine months ended September 30, 2025 have been prepared by and are the responsibility of management. These unaudited condensed consolidated interim financial statements, together with the accompanying notes, have been reviewed and approved by members of Firm Capital Apartment Real Estate Investment Trust's audit committee. In accordance with National Instrument 51 – 102 Firm Capital Apartment Real Estate Investment Trust discloses that these unaudited condensed consolidated interim financial statements have not been reviewed by Firm Capital Apartment Real Estate Investment Trust's auditors.

FIRM CAPITAL APARTMENT REAL ESTATE INVESTMENT TRUST

Condensed Consolidated Interim Balance Sheets

(Expressed in US Dollars)

(Unaudited)

	Notes	September 30, 2025	December 31, 2024
Assets			
Current Assets			
Cash and Cash Equivalents		\$ 3,606,631	\$ 3,355,768
Restricted Cash		710,698	2,593,983
Accounts Receivable		242,189	228,690
Prepaid Expenses and Other Assets		460,716	268,976
Assets Held for Sale	3	51,000,000	52,300,000
Total Current Assets		56,020,233	58,747,417
Non-Current Assets			
Equity Accounted Investments	4	\$ 10,719,820	\$ 10,710,571
Preferred Investments	4	7,322,914	7,717,977
Preferred Capital Investments	5	6,458,301	9,489,889
Total Non-Current Assets		24,501,034	27,918,437
Total Assets		\$ 80,521,267	\$ 86,665,854
Liabilities and Unitholders' Equity			
Current Liabilities			
Accounts Payable and Accrued Liabilities	12	\$ 6,744,181	\$ 7,055,036
Mortgages Payable	7,8	229,547	221,161
Unit Based Liabilities	9(b)	42,941	131,989
Total Current Liabilities		7,016,669	7,408,186
Non-Current Liabilities			
Mortgages Payable	7,8	29,097,520	29,274,753
Total Non-Current Liabilities		29,097,520	29,274,753
Total Liabilities		\$ 36,114,190	\$ 36,682,939
Unitholders' Equity	9	44,407,077	49,982,915
Total Liabilities and Unitholders' Equity		\$ 80,521,267	\$ 86,665,854

Commitments and Contingences 15

See accompanying Notes to the Consolidated Financial Statements.

(signed) "Geoffrey Bledin"

Geoffrey Bledin

Chairman & Trustee

(signed) "Sandy Poklar"

Sandy Poklar

President & CEO

FIRM CAPITAL APARTMENT REAL ESTATE INVESTMENT TRUST

Condensed Consolidated Interim Statements of Income (Loss) and Comprehensive Income (Loss)
For the three and nine months ended September 30, 2025 and 2024
(Expressed in US Dollars)
(Unaudited)

	Notes	Three months ended		Nine months ended	
		September 30, 2025	September 30, 2024	September 30, 2025	September 30, 2024
Net Rental Income					
Rental Revenue		\$ 1,554,991	\$ 1,559,725	\$ 4,609,851	\$ 5,825,929
Property Operating Expenses	13	(939,966)	(959,719)	(2,963,131)	(3,877,210)
		615,024	600,006	1,646,719	1,948,719
Income from Investments					
Income from Equity Accounted Investments	4	93,334	105,544	361,313	335,771
Income from Preferred Investments	4	150,582	183,617	454,168	546,648
Income from Preferred Capital Investments	5	306,055	227,026	907,409	578,088
Interest & Other Income		5,942	43,315	187,282	409,229
		555,914	559,502	1,910,172	1,869,736
Expenses					
General and Administrative	13	(388,858)	(457,199)	(1,200,970)	(1,354,265)
Finance Costs	13	(647,754)	(559,394)	(1,789,010)	(2,752,910)
		(1,036,611)	(1,016,593)	(2,989,980)	(4,107,175)
Net Income (Loss) Before Fair Value and Other Adjustments		\$ 134,327	\$ 142,916	566,911	(288,720)
Fair Value Adjustments					
Investment Properties	3	(1,996,110)	(227,024)	(2,496,757)	(998,034)
Loss on Sale of Investment Properties	3	-	-	-	(1,481,499)
Investment Properties Held in Equity Accounted Investments	4	(124,515)	928,446	(251,612)	795,657
Unit Based Recovery / (Expense)	9(b)	24,466	77,328	89,047	(109,317)
Other Adjustments					
Provision for Impairment - Equity Accounted Investments	4	(35,000)	(114,000)	(35,000)	(298,000)
Provision for Impairment - Preferred Capital Investments	5	(3,452,000)	-	(3,452,000)	(416,667)
Foreign Exchange Gain/(Loss)	14	(1,464)	231	3,572	471,291
		(5,584,622)	664,981	(6,142,750)	(3,012,209)
Net Income (Loss) and Comprehensive Income (Loss)		\$ (5,450,296)	\$ 807,897	\$ (5,575,838)	\$ (3,300,929)

See accompanying Notes to the Condensed Consolidated Interim Financial Statements.

FIRM CAPITAL APARTMENT REAL ESTATE INVESTMENT TRUST

Condensed Consolidated Interim Statements of Changes in Unitholders' Equity

For the three and nine months ended September 30, 2025 and 2024

(Expressed in US Dollars)

(Unaudited)

	Notes	Trust Units	Deficit	Balance
Balance at January 1, 2024		\$ 90,221,737	\$ (36,810,144)	\$ 53,411,593
Net Loss and Comprehensive Loss		-	(3,300,929)	(3,300,929)
Unitholders' Equity, September 30, 2024		90,221,737	(40,111,073)	50,110,664
Net Loss and Comprehensive Loss		-	(127,749)	(127,749)
Unitholders' Equity, December 31, 2024		90,221,737	(40,238,822)	49,982,915
Net Loss and Comprehensive Loss		-	(5,575,838)	(5,575,838)
Unitholders' Equity, September 30, 2025		\$ 90,221,737	\$ (45,814,660)	\$ 44,407,077
Trust Units Outstanding				7,604,375

See accompanying Notes to the Condensed Consolidated Interim Financial Statements.

FIRM CAPITAL APARTMENT REAL ESTATE INVESTMENT TRUST

Condensed Consolidated Interim Statements of Cash Flows
For the three and nine months ended September 30, 2025 and 2024
(Unaudited)

		Three months ended		Nine months ended	
		September 30, 2025	September 30, 2024	September 30, 2025	September 30, 2024
	Notes				
Cash Flow from (used in) Operating Activities					
Net Income / (Loss)	\$	(5,450,296)	\$ 807,897	\$ (5,575,838)	\$ (3,300,929)
Add (Deduct):					
Adjustments for:					
Fair Value Adjustments to Investment Properties	3	1,996,110	227,024	2,496,757	998,034
Loss on Sale of Investment Properties	3	-	-	-	1,481,499
Fair Value Adjustments to Equity Accounted Investments	4	124,515	(928,446)	251,612	(795,657)
Provision for Impairment - Equity Accounted Investments	4	35,000	114,000	35,000	298,000
Provision for Impairment - Preferred Capital Investments	5	3,452,000	-	3,452,000	416,667
Fair Value Adjustments to Convertible Debentures	6,8	-	-	-	975,640
Fair Value Adjustments to Unit Based Compensation	9(b)	(24,466)	(77,328)	(89,047)	109,317
Mark to Market on Assumed Mortgages	8	(14,310)	(14,309)	(42,929)	(42,929)
Finance Cost Amortization	8	157,637	46,400	277,624	152,970
Foreign Exchange (Gain) Loss on Convertible Debentures	14	-	-	-	(453,325)
Income from Equity Accounted Investments, Net of Distributions	4	(93,334)	(105,544)	(361,313)	(335,771)
Income from Preferred Investments, Net of Distributions	4	392,256	(852)	395,063	36
Income from Preferred Capital Investments, Net of Distributions	5	(237,914)	(49,917)	(420,411)	(137,654)
Changes in Non-Cash Operating Working Capital:					
Accounts Receivable		51,885	37,887	(13,499)	123,873
Prepaid Expenses and Other Assets		108,061	268,921	(191,740)	71,919
Accounts Payable and Accrued Liabilities		(157,438)	532,498	(310,855)	(319,687)
Total Operating Activities		339,704	858,231	(97,577)	(757,997)
Cash Flows from (used in) Investing Activities					
Proceeds from Disposition of Assets Held For Sale	3	-	-	-	29,658,713
Investment in Equity Accounted Investments	4	-	(114,000)	-	(352,249)
Disposition of Investment in Equity Accounted Investments	4	-	-	-	814,686
Investment in Preferred Investments	4	-	(222,500)	-	(222,500)
Disposition of Investment in Preferred Investments	4	-	-	-	82,500
Investment in Preferred Capital Investments	5	-	-	-	(4,416,667)
Capital Expenditures on Investment Properties	3	(696,110)	(227,025)	(1,196,757)	(788,246)
Total Investing Activities		(696,110)	(563,525)	(1,196,757)	24,776,237
Cash Flows from (used in) Financing Activities					
Normal Course Issuer Bid- Convertible Debenture Units	8	-	-	-	(148,436)
Mortgage Issuances	7,8	19,100,000	-	19,100,000	-
Mortgage Repayments, Net of Deferred Finance Costs	7,8	(19,340,167)	(3,059,836)	(19,438,088)	(21,462,579)
Convertible Debentures Repayment	6,8	-	(13,724,321)	-	(13,724,321)
Total Financing Activities		(240,167)	(16,784,157)	(338,088)	(35,335,336)
Increase (Decrease) in Cash, Cash Equivalents and Restricted Cash		(596,573)	(16,489,451)	(1,632,423)	(11,317,096)
Cash, Cash Equivalents and Restricted Cash, Beginning of period		4,913,901	20,396,313	5,949,751	15,223,958
Cash, Cash Equivalents and Restricted Cash, End of period		4,317,328	3,906,862	4,317,328	3,906,862
Consisting of:					
Cash and Cash Equivalents		3,606,631	\$ 1,821,025	\$ 3,606,631	\$ 1,821,025
Restricted Cash		710,698	2,085,837	710,698	2,085,837

See accompanying Notes to the Condensed Consolidated Interim Financial Statements.

FIRM CAPITAL APARTMENT REAL ESTATE INVESTMENT TRUST

Notes to the Condensed Consolidated Interim Financial Statements
For the three and nine months ended September 30, 2025, and 2024
(Expressed in US Dollars unless otherwise noted)
(Unaudited)

1. Nature of operations

Firm Capital Apartment Real Estate Investment Trust (the "Trust") is a U.S. focused real estate investment trust that pursues multi-residential income producing real estate and related debt investments on both a wholly owned and joint venture basis. The Trust has ownership interests in apartment units diversely located in Florida, Connecticut, Texas, New York, Georgia and Maryland. The Trust trades on the TSXV exchange under the symbols FCA.U and FCA.UN. The registered office of the Trust and its head office operations are located at 163 Cartwright Avenue, Toronto, Ontario, M6A 1V5. The Trust is domiciled in Canada.

The Trust has determined that the Investment Properties that are wholly owned are to be sold as outlined in note 3 to these condensed consolidated interim financial statements and therefore are classified as held for sale. As a result, these investment properties held for sale will cease to earn rental revenue upon sale. The Trust is currently considering the best use of proceeds from these sales and has determined that they may be used for a variety of strategic objectives, which include, but are not limited to, the acquisition of additional investments in multi-residential income producing real estate and related debt investments in both wholly owned and on a joint venture basis. The Trust's rental revenue from the investment properties held for sale may be replaced with rental revenue from any investment property acquisitions from the use of these proceeds.

The condensed consolidated interim financial statements were approved and authorized for issue by the Board of Trustees on November 19, 2025.

2. Material accounting information

Statement of compliance

These condensed consolidated interim financial statements have been prepared in accordance with IFRS® Accounting Standards, Interim Financial Reporting ("IAS 34") as issued by the IASB and follow the same accounting policies and methods of application as the audited annual consolidated financial statements of the Trust for the year ended December 31, 2024. These condensed consolidated interim financial statements do not contain all disclosures required by IFRS and accordingly should be read in conjunction with the 2024 audited annual consolidated financial statements and the notes thereto.

Significant Accounting Policies

The significant accounting policies used in the preparation of these unaudited condensed consolidated interim financial statements are consistent with those described in note 2 of the Trust's audited consolidated financial statements for the year ended December 31, 2024.

3. Assets held for sale

As at September 30, 2025 the investment properties classified to assets held for sale total \$51,000,000.

The investment properties classified to assets held for sale as at September 30, 2025 consist of 485 (December 31, 2024 – 485) multi-family apartment units in two portfolios located in Texas.

On May 22, 2024, the Trust completed the sale of its property located in Florida for gross proceeds of \$30.5 million. The mortgage associated with this property totaling \$18.4 million was assumed by the buyer upon completion of the sale. The mortgage was previously classified by the Trust as a liability related to assets held for sale. As part of the transaction, the Trust has agreed to provide seller financing for \$4 million due in 12 months with a six month extension available to the borrower (see note 5).

The table below summarizes activity of the Trust's assets held for sale for the nine months ended September 30, 2025 and year ended December 31, 2024:

FIRM CAPITAL APARTMENT REAL ESTATE INVESTMENT TRUST

Notes to the Condensed Consolidated Interim Financial Statements
For the three and nine months ended September 30, 2025, and 2024
(Expressed in US Dollars unless otherwise noted)
(Unaudited)

	September 30, 2025	December 31, 2024
Balance, beginning of period	\$ 52,300,000	\$ 83,650,000
Investment properties reclassified to assets held for sale	-	-
Building improvements	1,196,757	1,290,757
Fair value adjustments to assets held for sale	(2,496,757)	(1,500,545)
Dispositions	-	(29,658,713)
Loss on sale of investment properties	-	(1,481,499)
Balance, end of period	\$ 51,000,000	\$ 52,300,000

Loss on sale: The loss on sale of investment properties for the nine months ended September 30, 2025 and year ended December 31, 2024 consists of the following:

	Years Ended	
	September 30, 2025	December 31, 2024
Surplus (deficit) of sales proceeds over fair value of investment properties sold	\$ -	\$ (910,353)
Selling costs	-	(571,146)
Total	\$ -	\$ (1,481,499)

For the period ended September 30, 2025, the Trust valued its investment properties and investment properties reclassified to assets held for sale (collectively “the investment properties”) using the overall capitalization method or the offer price of committed sales. The investment properties are valued on a highest and best use basis. For all the Trust’s investment properties, the current use is considered the best use. Fair value was determined by applying a capitalization rate to stabilized net operating income (“Stabilized NOI”). Stabilized NOI incorporates allowances for vacancy, management fees, tenant inducements and capital expenditures to which a capitalization rate is applied that is deemed appropriate for the investment property. Capitalization rates are based on many factors, including but not limited to the asset location, type, size and quality and take into account any available market data at the valuation date. Capitalization rates used in the valuation of investment properties as of September 30, 2025 are based on current market data.

The key valuation assumptions for the investment properties are set out in the following table:

	September 30, 2025	December 31, 2024
Capitalization rate	6.3%-6.55%	6.00%-6.40%

The fair values of the Trust’s investment properties are sensitive to changes in key valuation assumptions. Changes in capitalization rates would result in changes in fair value of the Trust’s investment properties as set out in the following table:

	September 30, 2025
Capitalization rate increase by 25 basis points	(1,907,206)
Capitalization rate decrease by 25 basis points	2,061,382

Investment properties measured at fair value are categorized by level according to the inputs used. The Trust has classified these inputs as Level 3. There have been no transfers into or out of Level 3 in the current period.

4. Equity accounted and preferred investments

The Trust has invested in the following equity accounted and preferred investments. The table below lists the carrying value of these investments at September 30, 2025 and December 31, 2024.

(In \$millions unless otherwise stated).

FIRM CAPITAL APARTMENT REAL ESTATE INVESTMENT TRUST

Notes to the Condensed Consolidated Interim Financial Statements

For the three and nine months ended September 30, 2025, and 2024

(Expressed in US Dollars unless otherwise noted)

(Unaudited)

September 30, 2025

Location	Units	Investment Properties	Common Equity Ownership %	Equity Accounted Investment -		Total Investment	Preferred Yield
				Common Equity	Preferred Investment		
Connecticut - Hartford	109	\$ 18.9	50.0%	\$ 2.5	\$ -	\$ 2.5	N/A
Georgia - Canton	138	\$ 25.1	50.0%	4.6	3.6	8.2	8%
Maryland - Hyattsville	235	\$ 40.6	50.0%	3.6	3.7	7.3	8%
New York - Bronx	132	\$ 19.1	50.0%	-	-	-	N/A
Total/ Weighted Average	614	\$ 103.6	50.0%	\$ 10.7	\$ 7.3	\$ 18.0	8%

December 31, 2024

Location	Units	Investment Properties	Common Equity Ownership %	Equity Accounted Investment -		Total Investment	Preferred Yield
				Common Equity	Preferred Investment		
Connecticut - Hartford	109	\$ 18.8	50.0%	\$ 2.5	\$ -	\$ 2.5	8%
Georgia - Canton	138	\$ 25.0	50.0%	4.5	3.6	8.0	8%
Maryland - Hyattsville	235	\$ 65.2	50.0%	3.8	4.1	7.8	8%
New York - Bronx	132	\$ 19.0	50.0%	-	-	-	N/A
Total/ Weighted Average	614	\$ 128.1	50.0%	\$ 10.7	\$ 7.6	\$ 18.4	8%

Outlined below are the details of the Trust's net investment in the equity accounted investments and preferred investments. The equity accounted investments consist of common equity, accounted for using the equity method and preferred equity accounted for as preferred investment loans carried at amortized cost. In addition, the balance sheet and statement of income (each at 100% of the underlying property) and income allocation from the equity accounted and preferred investments as at September 30, 2025 and September 30, 2024 and for the three and nine months ended September 30, 2025 and 2024 are included below:

FIRM CAPITAL APARTMENT REAL ESTATE INVESTMENT TRUST

Notes to the Condensed Consolidated Interim Financial Statements

For the three and nine months ended September 30, 2025, and 2024

(Expressed in US Dollars unless otherwise noted)

(Unaudited)

	Equity Accounted Investments	Preferred Investments	Total
As at January 1, 2024	\$ 10,131,505	\$ 9,244,275	\$ 19,375,780
Investment Activity			
- Equity Accounted Investments	352,249	-	352,249
- Preferred Investments	-	222,500	222,500
Income Items			
- Income from Equity Accounted Investments	335,771	-	335,771
- Fair Value Adjustments on Investment Properties	795,657	-	795,657
Net income from Equity Accounted Investments	1,131,428	-	1,131,428
- Income from Preferred Investments		546,648	546,648
- Less: Distributions and interest received		(546,683)	(546,683)
- Provision for Impairment on Equity Accounted Investments	(298,000)	-	(298,000)
- Disposition of equity accounted and preferred investment	(814,685)	(82,500)	(897,185)
As at September 30, 2024	10,502,497	9,384,240	19,886,737
Investment Activity			
- Redemption of Preferred Investments	-	(1,638,989)	(1,638,989)
Income Items			
- Income from Equity Accounted Investments	129,098	-	129,098
- Fair Value Adjustments on Investment Properties	203,766	-	203,766
Net income from Equity Accounted Investments	332,864	-	332,864
- Income from Preferred Investments	-	135,279	135,279
- Less: Distributions and interest received	(129,240)	(162,553)	(291,793)
- Provision for Impairment on Equity Accounted Investments	4,450	-	4,450
As at December 31, 2024	10,710,571	7,717,977	18,428,548
Investment Activity			
- Redemption of Equity Accounted Investments	(82,952)	-	(82,952)
- Redemption of Preferred Investments	-	(390,701)	(390,701)
Income Items			
- Income from Equity Accounted Investments	361,313	-	361,313
- Fair Value Adjustments on Investment Properties	(251,612)	-	(251,612)
Net income from Equity Accounted Investments	109,701	-	109,701
- Income from Preferred Investments	-	454,168	454,168
- Less: Distributions and interest received	(17,500)	(458,530)	(476,030)
As at September 30, 2025	\$ 10,719,820	\$ 7,322,914	\$ 18,042,734

FIRM CAPITAL APARTMENT REAL ESTATE INVESTMENT TRUST

Notes to the Condensed Consolidated Interim Financial Statements
For the three and nine months ended September 30, 2025, and 2024
(Expressed in US Dollars unless otherwise noted)
(Unaudited)

	September 30, 2025	December 31, 2024
Assets		
Cash	\$ 355,089	\$ 678,686
Restricted Cash	1,317,971	2,076,706
Accounts Receivable	634,764	763,743
Other Assets	758,550	1,088,180
Investment Properties	103,642,746	103,041,242
	\$ 106,709,120	\$ 107,648,558
Liabilities		
Accounts Payable and Accrued Liabilities	2,240,867	2,472,249
Security Deposits	300,241	350,004
Mortgages	72,295,102	73,136,008
	\$ 74,836,210	\$ 75,958,261
Equity		
Surplus	\$ 6,981,728	\$ 6,548,667
Preferred Equity	7,687,483	7,687,483
Common Equity	17,203,699	17,454,147
	\$ 31,872,910	\$ 31,690,297
	\$ 106,709,120	\$ 107,648,558
Investment Allocation for the Trust		
Equity Accounted Investments	\$ 10,719,820	\$ 10,710,571
Preferred Investments	7,322,914	7,717,977
	\$ 18,042,734	\$ 18,428,549

FIRM CAPITAL APARTMENT REAL ESTATE INVESTMENT TRUST

Notes to the Condensed Consolidated Interim Financial Statements

For the three and nine months ended September 30, 2025, and 2024

(Expressed in US Dollars unless otherwise noted)

(Unaudited)

	Three Months Ended		Nine Months Ended	
	September 30, 2025	September 30, 2024	September 30, 2025	September 30, 2024
Rental Revenue	\$ 2,563,885	\$ 2,600,093	\$ 7,765,244	\$ 7,722,311
Property Operating Expenses	(1,565,878)	(1,414,684)	(4,742,255)	(4,230,569)
Net Rental Income	998,007	1,185,409	3,022,989	3,491,742
Interest Expense	(1,023,880)	(711,537)	(2,358,180)	(2,124,796)
Fair Value Adjustments on Investment Properties	(124,515)	4,465,237	(251,612)	4,465,237
Net Loss Before Interest from Preferred Investments	(150,389)	\$ 4,939,109	413,197	\$ 5,832,183
Less: Interest from Preferred Investments	(150,582)	(186,970)	(454,168)	(553,160)
Net Income / (Loss)	\$ (300,971)	\$ 4,752,140	\$ (40,971)	\$ 5,279,023

	Three Months Ended		Nine Months Ended	
	September 30, 2025	September 30, 2024	September 30, 2025	September 30, 2024
Income Earned by the Trust				
Income from Equity Accounted Investments	\$ 93,334	\$ 105,544	\$ 361,313	\$ 335,771
Fair Value Adjustments on Investment Properties	(124,515)	928,446	(251,612)	795,657
Net income (loss) from Equity Accounted Investments	\$ (31,181)	\$ 1,033,990	\$ 109,701	\$ 1,131,428
Provision for Impairment on Equity Accounted Investments	(35,000)	(114,000)	(35,000)	(298,000)
Income from Preferred Investments	150,582	183,617	454,168	546,648
Net income	\$ 84,401	\$ 1,103,607	\$ 528,869	\$ 1,380,076

The Trust establishes loss provisions applicable to its preferred investments using a 12 month ECL approach. Investments with a low credit risk are assigned to stage 1, increased credit risk to stage 2 and where in default to stage 3. The determination of significant increase in credit risk considers different factors which vary based on the investment. The Trust assumes that the credit risk on a financial asset has increased significantly if it is more than 30 days past due and certain criteria are met which are specific to the individual borrower and underlying asset, based on judgement.

At each reporting date, the Trust assesses the borrower's ability to make contractual payments based on current market conditions. For the three and nine months ended September 30, 2025, the Trust recognized impairment loss on preferred investments of \$nil (September 30, 2024 – \$nil).

Preferred investments, associated allowance for losses and provision for impairment on preferred investments accounted at amortized cost at September 30, 2025 and December 31, 2024 are as follows:

	September 30, 2025				December 31, 2024			
	Stage 1	Stage 2	Stage 3	Total	Stage 1	Stage 2	Stage 3	Total
Preferred Investments	\$ 7,322,914	\$ -	\$ 9,383,183	\$ 16,706,097	\$ 7,717,977	\$ -	\$ 9,383,183	\$ 17,101,160
Allowance for losses of preferred investments	-	-	(1,719,231)	(1,719,231)	-	-	(1,719,231)	(1,719,231)
Provision for impairment of preferred investments	-	-	(7,663,952)	(7,663,952)	-	-	(7,663,952)	(7,663,952)
Preferred Investments, net of allowances and provisions	\$ 7,322,914	\$ -	\$ -	\$ 7,322,914	\$ 7,717,977	\$ -	\$ -	\$ 7,717,977

At each reporting date, the Trust establishes loss provisions applicable to its equity accounted investments where there is objective evidence of impairment as a result of a loss event. For the three months ended September 30, 2025, the impairment recognized for equity accounted investments was \$35,000 (September 30, 2024 - \$114,000) and for the three and nine months ended September 30, 2025, \$35,000 (September 30, 2024 - \$298,000)

FIRM CAPITAL APARTMENT REAL ESTATE INVESTMENT TRUST

Notes to the Condensed Consolidated Interim Financial Statements
For the three and nine months ended September 30, 2025, and 2024
(Expressed in US Dollars unless otherwise noted)
(Unaudited)

5. Preferred Capital Investments

On September 10, 2021, the Trust closed a participation of \$1.5 million in a \$4.8 million preferred capital loan (the "Houston Preferred Capital Loan") for a portfolio of five apartment buildings located in Houston, Texas. The Houston Preferred Capital earned an interest rate of 10% per annum and matured on September 9, 2025.

On April 22, 2022, The Trust provided a \$3.5 million preferred capital loan ("South Dakota Preferred Capital Loan") for the recapitalization of a multi-residential portfolio located in Sioux Falls, South Dakota. The preferred capital loan earned 12% interest during the initial three year term. As of April 15, 2025 the interest rate increased to 18%.

On December 18, 2017, the Trust closed a participation in a preferred capital loan (the "New York Preferred Capital Loan"). This investment remains outstanding and available to call in full.

On May 22, 2024, the Trust provided a \$4 million preferred capital loan (the "Florida Preferred Capital Loan") for a portfolio of buildings located in Sunrise, Florida. The Florida Preferred Capital earns an escalating return of 9% per annum in the first six months, 11% per annum from months 6-12 and 15% per annum from months 12-18. The preferred capital loan was for an initial 12-month term and matured on May 22, 2025. The general partner chose to utilize the six-month extension at the 15% interest rate.

The Trust has recorded allowances for losses and provisions for impairment on all the preferred capital investments except for the Florida Preferred Capital Loan per the table below.

The Trust establishes loss provisions applicable to its preferred capital investments using a 12 month ECL approach. Investments with a low credit risk are assigned to stage 1, increased credit risk to stage 2 and where in default to stage 3. The determination of significant increase in credit risk takes into account different factors which vary based on the investment. The Trust assumes that the credit risk on a financial asset has increased significantly if it is more than 30 days past due and certain criteria are met which are specific to the individual borrower and underlying asset, based on judgement.

At each reporting date, the Trust assesses the borrower's ability to make contractual payments based on current market conditions. For the three and nine months ended September 30, 2025, the Trust recognized impairment loss on its preferred capital investments of \$3,452,000 (September 30, 2024 - \$nil) and for the nine months ended September 30, 2025, \$3,452,000 (September 30, 2024 - \$416,667).

The provision and allowance were for the South Dakota, New York and Texas Preferred Capital Loans. Preferred capital investments, associated allowance for losses on preferred capital investments accounted at amortized cost at September 30, 2025 and December 31, 2024 are as follows:

	September 30, 2025				December 31, 2024			
	Stage 1	Stage 2	Stage 3	Total	Stage 1	Stage 2	Stage 3	Total
Preferred Capital Investments	\$ 4,127,505	\$ 4,330,795	\$ 6,768,139	\$ 15,226,440	\$ 9,489,889	\$ -	\$ 5,019,417	\$ 14,509,306
Allowance for losses of preferred capital investments	-	-	(2,028,676)	(2,028,676)	-	-	(1,731,954)	(1,731,954)
Provision for impairment on preferred capital investments	-	(2,000,000)	(4,739,463)	(6,739,463)	-	-	(3,287,463)	(3,287,463)
Preferred Capital Investments, net of allowances and provisions	\$ 4,127,505	\$ 2,330,795	\$ -	\$ 6,458,301	\$ 9,489,889	\$ -	\$ -	\$ 9,489,889

6. Convertible debentures payable

(a) Convertible debentures payable

On August 8, 2019, the Trust closed a \$13.7 million (CAD \$18.1 million based on the Bank of Canada daily noon rate of exchange \$1.3257), 6.25% convertible unsecured subordinated debenture (the

FIRM CAPITAL APARTMENT REAL ESTATE INVESTMENT TRUST

Notes to the Condensed Consolidated Interim Financial Statements
For the three and nine months ended September 30, 2025, and 2024
(Expressed in US Dollars unless otherwise noted)
(Unaudited)

“Convertible Debenture”) offering. On August 13, 2019, the Trust closed an additional \$1.0 million (CAD \$1.3 million based on the Bank of Canada daily noon rate of exchange of \$1.3236) of the Convertible Debenture. The Convertible Debenture was due on June 30, 2026. The Convertible Debenture was fully redeemed on June 27, 2024.

(b) *Normal course issuer bid*

On September 21, 2023, the Trust announced its intention to make a normal course issuer bid with respect to its outstanding Convertible Debenture units. During the year ended December 31, 2024, the Trust repurchased at a discount \$0.15 million of the Convertible Debentures.

7. Mortgages payable

As at September 30, 2025, the Trust had mortgages payable, secured by the multi-family properties of \$29,327,067 including the current portion and net of unamortized financing costs and mark to market on assumed mortgages (December 31, 2024 - \$29,495,915) which bear interest at a weighted average interest rate of 5.77% (December 31, 2024 – 7.05%) per annum, and have maturity dates ranging between September, 2027 and March, 2028.

	September 30, 2025		December 31, 2024	
Mortgages Payable	\$	29,480,813	\$	29,631,337
Less: Current Portion		(229,547)		(221,161)
Less: Unamortized Financing Costs		(306,382)		(330,988)
Add: Mark to Market on assumed mortgages		152,636		195,565
	\$	29,097,520	\$	29,274,753

	Principal		Interest		Total	
2025	\$	56,667	\$	536,182	\$	592,849
2026		232,402		1,706,417	\$	1,938,819
2027		19,344,215		1,289,569	\$	20,633,784
2028		9,847,528		121,729	\$	9,969,257
Total	\$	29,480,813	\$	3,653,897	\$	33,134,709

One of the Trust’s Houston, Texas Portfolios had an interest-only mortgage bearing interest at 8.25% fixed interest rate and matured February 4, 2026 in the amount of \$19.0 million. On July 2, 2024, the Trust made a partial repayment of \$3.0 million on this mortgage. Subsequently, the trust refinanced this mortgage with a new variable, interest only, \$19.1 million first mortgage with a Canadian Chartered Bank maturing on September 8, 2027. The interest rate on the new first mortgage is based on the One Month US Secured Overnight Financing Rate (“SOFR”) plus 2.25%.

The mortgage on the Trust’s Second Houston, Texas Portfolio in the amount of \$10.0 million bears interest at 4.90% per annum, has blended payments and matures on February 28, 2028.

8. Changes in debt

The following table sets out an analysis of the movements in net debt during 2025 and 2024:

FIRM CAPITAL APARTMENT REAL ESTATE INVESTMENT TRUST

Notes to the Condensed Consolidated Interim Financial Statements
For the three and nine months ended September 30, 2025, and 2024
(Expressed in US Dollars unless otherwise noted)
(Unaudited)

	Notes	Mortgages & loan	Convertible Debentures
As at December 31, 2023		\$ 32,500,309	\$ 13,350,443
Mortgage Repayments	7	(3,092,577)	(13,724,321)
Finance cost amortization	7, 13	152,970	-
Mark to market on assumed mortgages	7, 13	(42,929)	-
Change in fair value of convertible debenture	6	-	975,639
Foreign exchange loss	14	-	(453,325)
Normal Course Issuer Bid- Convertible Debenture Units	6(b)	-	(148,436)
As at September 30, 2024		\$ 29,517,773	\$ -
Repayments	6, 7	(53,950)	-
Finance cost amortization	7, 13	46,400	-
Mark to market on assumed mortgages	7, 13	(14,308)	-
As at December 31, 2024		\$ 29,495,915	\$ -
Mortgage Issuances	7	19,100,000	\$ -
Mortgage Repayments	7	(19,503,541)	-
Finance cost amortization	7, 13	277,624	-
Mark to market on assumed mortgages	7, 13	(42,929)	-
As at September 30, 2025		\$ 29,327,067	\$ -

9. Unitholders' equity

(a) Trust Units

In accordance with the Declaration of Trust, the Trust may issue an unlimited number of Trust Units, Class B Units and Special Voting Units. The Board of Trustees of the Trust has discretion with respect to the timing and amount of distributions.

Trust Units and Class B Units

No Trust Unit or Class B Unit will have any preference or priority over another. Each Trust Unit or Class B Unit represents a Unitholder's proportionate, undivided beneficial ownership interest in the Trust and confers the right to one vote at any meeting of Unitholders and to participate pro rata in any distributions by the Trust.

Conversion of Class B Units

Each Class B Unit is convertible at any time, at the option of the holder thereof and/or the Trust, into a Trust Unit, on the basis of one Trust Unit for each Class B Unit so converted. Notice of conversion of Class B Units will be given to and by each holder of Class B Units to be converted by the Trust not less than 30 and not more than 60 days prior to the date fixed for conversion.

Redemption of Trust Units and Class B Units at option of holder

Trust Units or Class B Units are redeemable at any time on demand by the holders by way of a redemption notice. Upon receipt of the redemption notice by the Trust, all rights to and under the Trust Units or Class B Units tendered for redemption shall be surrendered and the holder thereof will be entitled to receive a price per Trust Unit or Class B Unit (the "**Redemption Price**") equal to:

FIRM CAPITAL APARTMENT REAL ESTATE INVESTMENT TRUST

Notes to the Condensed Consolidated Interim Financial Statements

For the three months ended March 31, 2024, and 2023

(Expressed in US Dollars unless otherwise noted)

(Unaudited)

- (i) in respect of the Trust Units, the lesser of: (1) 90% of the Market Price (as such term is hereinafter defined) of the Trust Units calculated on the date (the "**Redemption Date**") on which the Trust Units were surrendered for redemption; and (2) 100% of the Closing Market Price (as such term is hereinafter defined) on the principal market on which the Trust Units are listed for trading, on the Redemption Date; and
- (ii) in respect of the Class B Units, the Designated Percentage (as such term is hereinafter defined) of the Net Asset Value per Trust Unit and Class B Unit (as such term is hereinafter defined) calculated at the Valuation Time immediately preceding the date (the "**Class B Redemption Date**") on which the Class B Units were surrendered for redemption.

For purposes of this calculation, the "**Market Price**" as at a specified date will be:

- (i) an amount equal to the weighted average trading price of a Trust Unit on the principal exchange or market on which the Trust Units are listed or quoted for trading during the period of 10 consecutive trading days ending on such date;
- ii) an amount equal to the weighted average of the Closing Market Prices of a Trust Unit on the principal exchange or market on which the Trust Units are listed or quoted for trading during the period of 10 consecutive trading days ending on such date, if the applicable exchange or market does not provide information necessary to compute a weighted average trading price; or
- (iii) if there was trading on the applicable exchange or market for fewer than five of the 10 trading days, an amount equal to the simple average of the following prices established for each of the 10 consecutive trading days ending on such date: the simple average of the last bid and last asking price of the Trust Units for each day on which there was no trading; the closing price of the Trust Units for each day that there was trading if the exchange or market provides a closing price; and the simple average of the highest and lowest prices of the Trust Units for each day that there was trading, if the market provides only the highest and lowest prices of Trust Units traded on a particular day.

The "**Closing Market Price**" of a Trust Unit for the purpose of the foregoing calculations, as at any date will be:

- (i) an amount equal to the weighted average trading price of a Trust Unit on the principal exchange or market on which the Trust Units are listed or quoted for trading on the specified date and the principal exchange or market provides information necessary to compute a weighted average trading price of the Trust Units on the specified date;
- (ii) an amount equal to the closing price of a Trust Unit on the principal market or exchange if there was a trade on the specified date and the principal exchange or market provides only a closing price of the Trust Units on the specified date;
- (iii) an amount equal to the simple average of the highest and lowest prices of the Trust Units on
- (iv) the principal market or exchange, if there was trading on the specified date and the principal exchange or market provides only the highest and lowest trading prices of the Trust Units on the specified date; or
- (v) the simple average of the last bid and last asking prices of the Trust Units on the principal market or exchange, if there was no trading on the specified date.

Further, for the purposes of the foregoing, "Net Asset Value of the Trust" as at a specified date means the total value of Trust's assets less the total of the Trust's liabilities, in each case, as at such date and in accordance with the applicable provisions of the Declaration of Trust, and "Net Asset Value per Trust Unit and Class B Unit" as at a specified date will be an amount equal to the Net Asset Value of the Trust on such date, divided by the number of issued and outstanding Trust Unit and Class B Units on such date. The Net Asset Value of the Trust and Net Asset Value per Trust Unit and Class B Unit shall be determined as of the Valuation Time on each Valuation Date.

FIRM CAPITAL APARTMENT REAL ESTATE INVESTMENT TRUST

Notes to the Condensed Consolidated Interim Financial Statements
For the three and nine months ended September 30, 2025, and 2024
(Expressed in US Dollars unless otherwise noted)
(Unaudited)

The aggregate Redemption Price payable by the Trust in respect of any Trust Unit or Class B Unit surrendered for redemption during any calendar month within 30 days after the end of the calendar month in which the Trust Units or Class B Units were tendered for redemption, provided that the entitlement of Unitholders to receive cash upon the redemption of their Trust Units or Class B Units is subject to the limitations that: (i) the total amount payable by the Trust in respect of such Trust Unit or Class B Unit and all other Trust Unit or Class B Units tendered for redemption in the same calendar month must not exceed \$50,000 (provided that such limitation may be waived at the discretion of the Trustees); (ii) in respect of the Trust Units only, on the date such Trust Unit or Class B Units are tendered for redemption, the outstanding Trust Units must be listed for trading or quoted on any stock exchange or market which the Trustees consider, in their sole discretion, provides representative fair market value prices for the Units; (iii) in respect of the Trust Units only, the normal trading of Trust Units is not suspended or halted on any stock exchange on which the Trust Units are listed (or, if not listed on a stock exchange, in any market where the Trust Units are quoted for trading) on the Redemption Date or for more than five trading days during the 10-day trading period commencing immediately before the Redemption Date; and (iv) in respect of the Trust Units only, the redemption of the Trust Units must not result in the delisting of the Trust Units from the principal stock exchange on which the Trust Units are listed.

Redemption of Class B Units at option of Trust

The Trust will be entitled to redeem at any time or from time to time at the demand of the Trust and upon giving notice, all or any part of the Class B Units by payment of an amount in cash for each Class B Unit so redeemed (the "**Trust Redemption Price**") of the Net Asset Value per Trust Unit and Class B Unit calculated at the Valuation Time immediately preceding the Trust Redemption Date. Notice of redemption of Class B Units will be given to each holder of Class B Units to be redeemed by the Trust not less than 30 and not more than 60 days prior to the date fixed for redemption or conversion, as applicable.

Trust Units as at September 30, 2025 were 7,604,375 (December 31, 2024 – 7,604,375). There was no issuance or redemption of Trust Units in the period.

(b) Unit-based liabilities

The Trust's unit-based liabilities as at September 30, 2025 and December 31, 2024 consist of the following:

Unit Based Liabilities	Notes	September 30, 2025	December 31, 2024
Deferred Trust Units	9(c)	\$ 17,207	\$ 21,290
Options	9(d)	25,734	110,699
Total Unit Based Liabilities		\$ 42,941	\$ 131,989

(c) Deferred Trust Units

On March 31, 2015, the Trust adopted a Deferred Trust Unit ("DTU") plan. Under the terms of the plan, any units issued must be issued at a unit price which is a minimum of the volume weighted average trading price of the units on the TSXV for the five days trading immediately preceding the date on which DTUs are granted. Distributions equivalents are awarded in respect of DTU holders on the same basis as unitholders and credited to the DTU holders account as additional DTUs. The maximum DTUs which may be awarded under the DTU plan shall not exceed 10% of the issued and outstanding units. The DTU plan is designed such that the board may elect to pay out the DTUs in either cash or common units of the Trust. As at June 30, 2025, the outstanding liability was \$18,957.

For the three months ended September 30, 2025, the recovery under the DTU plan was \$1,750 and \$1,632 for the three months ended September 30, 2024.

For the nine months ended September 30, 2024, the recovery under the DTU plan was \$4,083 and the expense was \$8,285 for the nine months ended September 30, 2024.

FIRM CAPITAL APARTMENT REAL ESTATE INVESTMENT TRUST

Notes to the Condensed Consolidated Interim Financial Statements
For the three and nine months ended September 30, 2025, and 2024
(Expressed in US Dollars unless otherwise noted)
(Unaudited)

(d) Options

The Trust has a 10% rolling incentive stock option plan which provides for the issuance of incentive stock options to directors, management, employees and consultants of the Trust.

The Trust had the following options outstanding and exercisable on September 30, 2025 and December 31, 2024:

Issuance Date	Number of Options	Weighted average exercise price	Fair Value of Options	Expiry Date
August 17, 2017	340,738	\$ 7.50	\$ 3,482	August 17, 2027
November 19, 2018	188,900	8.30	6,591	November 19, 2028
March 16, 2021	40,100	7.50	7,471	March 16, 2031
March 16, 2021	56,400	8.30	8,189	March 16, 2031
Total/ Weighted Average	626,138	\$ 7.81	\$ 25,734	

The fair value of options was calculated using the Black-Scholes model. The following assumptions were used:

Option Assumptions	September 30, 2025	December 31, 2024
Stock Price	\$ 2.95	\$ 3.65
Exercise Price	\$7.50-\$8.30	\$7.50-\$8.30
Expected Life in Years	1.88-5.45	2.63-6.20
Annualized Volatility	30.00%	30.00%
Annual Rate of Monthly Dividends	\$ -	\$ -
Discount Rate - Bond Equivalent Yield	2.43%	3.14%

For the three months ended September 30, 2025, the recovery under the option plan was \$22,716 and \$75,696 for the three months ended September 30, 2024.

For the nine months ended September 30, 2025, the recovery under the option plan was \$84,965 and the expense was \$101,032 for the nine months ended September 30, 2024.

(e) Distributions

As at September 30, 2025, and for the three and nine months September 30, 2025 and September 30, 2024, no distributions were paid or accrued.

10. Risks

Risk management

In the normal course of its business, the Trust is exposed to a number of financial risks that can affect its operating performance. These risks, and the actions taken to manage them, are as noted below.

Market risk

Market risk is the risk that the fair value of the future cash flows of a financial instrument will fluctuate because of changes in the market prices and includes foreign currency and interest rate risk.

Foreign currency risk

The Trust's operations are based principally in the United States of America, but it has exposure to foreign exchange risk from the \$CAD. Foreign exchange risk arises from the recognized financial assets and liabilities denominated in \$CAD. As a result of the convertible debenture offering as further described in note 6 of these condensed consolidated interim financial statements, the Trust has additional exposure to foreign currency risk as the cash proceeds and interest payments of the debenture are in \$CAD while

FIRM CAPITAL APARTMENT REAL ESTATE INVESTMENT TRUST

Notes to the Condensed Consolidated Interim Financial Statements

For the three and nine months ended September 30, 2025, and 2024

(Expressed in US Dollars unless otherwise noted)

(Unaudited)

it invests the net proceeds from the convertible debenture offering in \$USD. The Trust monitors the foreign currency market closely to mitigate these risks. The following \$CAD amounts are presented in \$USD to demonstrate the effects of changes in foreign exchange rates:

		CAD
Cash, Other Assets	\$	44,245
Total Liabilities		(84,835)
Total		(40,590)
Effect of +/- 10% change in exchange rate		(4,059)

Interest rate risk

The Trust is subject to cash flow interest rate risk due to fluctuations in the prevailing levels of market interest rates. As all mortgages, loans and notes payable bear interest at fixed rates, with the exception of the Bridge Loan and bank indebtedness, interest rate risk is limited to potential decreases in the interest rate offered on cash held with chartered Canadian and American financial institutions. The risk also exists of a change in interest rates when the Trust is required to renew its debt. The Trust's objective of managing interest rate risk is to minimize the volatility of earnings. Interest rate risk has been minimized as mortgages have been financed at fixed interest rates. As a result of debt not being subject to floating interest rates, changes in prevailing interest rates would not be expected to have a material impact on profit or loss.

Credit risk

Credit risk refers to the risk that a tenant, counterparty and/or preferred equity borrower will default on its contractual obligations resulting in financial loss to the Trust. Financial instruments which are potentially subject to credit risk for the Trust consists primarily of non-payment of accounts receivable, preferred investments and preferred capital investments. The Trust mitigates this risk by monitoring the credit worthiness of its tenants and borrowers. To ensure that tenants continue to meet their credit terms, the financial viability of tenants is kept under review. Credit risk, or the risk of a counterparty or preferred equity borrower defaulting, is controlled by the application of credit approvals, limits and monitoring procedures. Where appropriate, the Trust obtains collateral as security.

The credit risk on cash and restricted cash is limited because the counterparties are banks with high credit ratings assigned by international credit rating agencies. The carrying amount of financial assets recorded in the condensed consolidated interim financial statements, net of any expected credit losses, represents the Trust's maximum exposure to credit risk.

As at September 30, 2025, Accounts Receivable balance is net of expected credit losses of \$65,989 (December 31, 2024 - \$6,373).

Financing risk

The Trust is subject to the risks associated with debt financing, including the risk that the convertible debentures and mortgages secured by the properties will not be able to be refinanced or that the terms of such refinancing will not be as favorable as the terms of existing indebtedness. To the extent that interest rates rise there may be a material adverse effect on the Trust's business, cash flows, financial condition, and results of operations.

Liquidity risk

Liquidity risk is the risk that the Trust may not be able to generate sufficient cash resources to settle its obligations as they become due. The Trust's strategy is to satisfy its liquidity needs using cash and cash equivalents, restricted cash and cash flows generated from operating activities, cash flow provided by financing activities, and divestitures of non-current assets. As at September 30, 2025, the Trust has \$3,606,631 in cash and cash equivalents.

Fair value

FIRM CAPITAL APARTMENT REAL ESTATE INVESTMENT TRUST

Notes to the Condensed Consolidated Interim Financial Statements
For the three and nine months ended September 30, 2025, and 2024
(Expressed in US Dollars unless otherwise noted)
(Unaudited)

Fair value is the price that would be received to sell an asset or paid to transfer or settle a liability in an orderly transaction between market participants at the measurement date. The fair values of the Trust's cash and cash equivalents, restricted cash, accounts receivable, bank indebtedness and accounts payable and accrued liabilities approximate their carrying values due to their short-term nature. The carrying value of the Trust's financial instruments is summarized in the following table:

		September 30, 2025	December 31, 2024
	Amortized Cost	Fair Value	Fair Value
Financial Assets			
Cash and Cash Equivalents	\$ 3,606,631	\$ 3,606,631	\$ 3,355,768
Restricted Cash	710,698	710,698	2,593,983
Accounts Receivable	242,189	242,189	228,690
Financial Liabilities			
Accounts Payable and Accrued Liabilities	\$ 6,744,181	\$ 6,744,181	\$ 7,055,037
Mortgages Payable	29,327,067	29,327,067	29,495,915
Unit Based Liabilities	-	42,941	131,989

The Trust classifies its fair value measurements in accordance with the fair value hierarchy as follows:

- Level 1 – Unadjusted quoted prices in active markets for identical assets or liabilities;
- Level 2 – Inputs other than quoted prices that are observable for the asset or liability either directly or indirectly; and

September 30, 2025	Level 2
Mortgages Payable	\$ 29,327,067

December 31, 2024	Level 2
Mortgages Payable	\$ 29,495,915

- Level 3 – Inputs that are not based on observable market data.

September 30, 2025	Level 3
Unit Based Liabilities	\$ 42,941

December 31, 2024	Level 3
Unit Based Liabilities	\$ 131,989

The fair value of the mortgages is estimated based on the present value of future payments, discounted at a yield on a U.S. Government bond with the nearest maturity date to the underlying mortgage, plus an estimated credit spread at the reporting date for a comparable mortgage (Level 2). The mortgages are carried at amortized cost of \$29,327,067 (December 31, 2024 - \$29,495,915). The mortgages have an estimated fair value of approximately \$29.3 million (December 31, 2024 - \$29.5 million).

The fair value of unit-based liabilities relates to options granted which are carried at fair value, estimated using the Black-Scholes model for option valuation (Level 3) as outlined in note 9(d).

There were no transfers between levels during the three and nine months ended September 30, 2025 and 2024.

11. Capital risk management

The capital of the Trust includes equity, which is comprised of issued unit capital and deficit. The Trust's objective when managing its capital is to safeguard the ability to continue as a going concern in order to provide returns for its unitholders, and other stakeholders and to maintain a strong capital base to support the Trust's core activities, which are the acquisition, ownership, management and rental of residential

FIRM CAPITAL APARTMENT REAL ESTATE INVESTMENT TRUST

Notes to the Condensed Consolidated Interim Financial Statements

For the three and nine months ended September 30, 2025, and 2024

(Expressed in US Dollars unless otherwise noted)

(Unaudited)

real estate properties as discussed in note 1 of these condensed consolidated interim financial statements.

Although the Trust is not subject to any formal covenants, there are certain restrictions under the different debts and mortgages that the Trust must target to stay in compliance. The Trust monitors these different debts and mortgages and was in compliance as at September 30, 2025.

12. Related party transactions

(i) On November 1, 2015, the Trust entered into a Management Agreement with Firm Capital Realty Partners Advisors Inc. (the “**Manager**”), an entity related to a director of the Trust. Under the terms of the Agreement, the Manager provides a number of services to the Trust, and is entitled to certain fees payable monthly, as follows:

1. **Asset Management Fee:** 0.75% of the Gross Invested Assets of the Trust,
2. **Acquisition Fee:**
 - a. 1.0% of the first \$300 million of aggregate Gross Book Value in respect of Properties acquired in a particular year; and thereafter
 - b. 0.75% of aggregate Gross Book Value in respect of Properties acquired in such year.
3. **Performance Incentive Fees:** 15% of Adjusted Funds from Operation (“AFFO”) once AFFO exceeds \$0.63 per Unit.
4. **Placement Fees:** 0.25% of the aggregate value of all debt and equity financing arranged by the Manager.
5. **Property Management Fees:**
 - a. Multi-unit residential properties with 120 units or less, 4.0% of Gross Revenue collected from the property;
 - b. Multi-unit residential properties with more than 120 units. 3.5% of Gross Revenue collected from the property.
 - c. Industrial or commercial property, 4.25% of Gross Revenue are collected from the property; provided, however, that for such properties with a single tenant 3.0% of Gross Revenue collected from the property.
6. **Commercial Leasing Fees:** 3.0% of the net rental payments for the first year of the lease, and 1.5% of the net rental payments for each year during duration of the lease; provided, however, that where a third party broker arranges for the lease of any such property that is not subject to a long-term listing agreement, the Manager shall be entitled to reduced commission equal to 50% of the foregoing amounts with respect to such property.
7. **Commercial Leasing Renewal Fees:** Renewals of space leased on commercial terms (including lease renewals at the option of the tenant) which are handled exclusively by the Manager shall be subject to a 0.50% commission on the net rental payments for each year of the renewed lease. When a long-term listing agreement is in effect for leasing and marketing of space with a party other than the Manager, the Manager shall cooperate fully with the broker and the leasing fees will not be payable to the Manager.
8. **Construction Development Property Management Fees:** Where the Manager is requested by the Trust to construct tenant improvements or to renovate same, or where the Manager is requested by the Trust to construct, modify, or re-construct improvements to, or on, the Properties (collectively, “**Capital Expenditures**”), the Manager shall receive 5.0% of the cost of such Capital Expenditures, including the cost of all permits, materials, labour, contracts, and subcontracts; provided, however, that no such fee shall be payable unless the Capital Expenditures are undertaken following a tendering or procurement process wherein the total cost of such Capital Expenditures exceed \$50,000.
9. **Loan Servicing Fees:** 0.25% per annum on the principal amount of each Mortgage Investment (other than syndicated loans serviced by third parties). The Loan Servicing Fee will be calculated as spread interest and deducted from the first interest received on a mortgage investment. Mortgage servicing fees will be payable as to 1/12 monthly based on the receipt of interest payments from borrowers. Loan Servicing Fees will not be payable in respect of the Trust's cash balances or Non-Performing Loans held by the Trust, except that the Manager

FIRM CAPITAL APARTMENT REAL ESTATE INVESTMENT TRUST

Notes to the Condensed Consolidated Interim Financial Statements
For the three and nine months ended September 30, 2025, and 2024
(Expressed in US Dollars unless otherwise noted)
(Unaudited)

shall be entitled to retain any overnight float interest on all accounts maintained by the Manager in connection with the servicing of the Trust's Mortgage Investments. The Manager will retain all overnight float interest and related loan servicing fees as charged such as advance fees, discharge statement fees, realty tax escrow account charges, late payment and dishonored payment charge fees, and all other such fees as charged by a loan servicing agent. This will only apply to the Mortgage Investments of the Trust.

10. Origination, Commitment & Discharge Fees and Profit Sharing Fees: The Manager shall remit to the Trust:

- a. 25% of all originating fees, commitment fees and renewal fees it receives from borrowers on mortgages it originates for the Trust (prorated to reflect the Trust's participation in the investment). The Manager will retain 100% of all originating fees, commitment fees, renewal fees and will remit 25% of such fees to the Trust calculated on the Trust's investment amount; and
- b. 75% of any profit sharing, discharge fees, participation fees and profit made on discounted debt that the Mortgage Banker receives in respect of all Non-Conventional Mortgages and Special Profit Transactions it originates for the Trust (with an 8.0% annual preferential return to be given to the Trust on the Trust's investment amount prior to the Manager receiving its share of such fees). The Manager shall retain 100% of all servicing charges paid by borrowers which are not identified above, including, without limitation, discharge statement administration fees and all fees identified.

11. Term and Termination: Initial term of ten years with automatic renewal for successive five year terms. The Trust may terminate the Agreement any time after November 1, 2025 other than for cause upon the approval of two-thirds of the votes cast by unitholders at a meeting and upon 24 months prior written notice. Upon termination, the Trust shall pay to the Manager the following:

- a. 2% of the Gross Invested Assets of the Properties and the Trust's other assets; and
- b. any amounts which would have been earned by the Manager under the Agreement for the uncompleted portion of the term (the "**Termination Payment**").

For the three months ended September 30, 2025, asset management fees were \$196,252 (September 30, 2024 - \$195,138) and property management fees were \$nil (September 30, 2024 - nil).

For the nine months ended September 30, 2025, asset management fees were \$599,670 (September 30, 2024 - \$667,028) and property management fees were \$nil (September 30, 2024 - \$38,471).

Asset Management fees are included in general and administrative expenses. Property management fees are included in property operating expenses.

As at September 30, 2025, the Trust has accrued \$3,886,897 (December 31, 2024 - \$4,135,948) under this Management Agreement, which is included in accounts payable and accrued liabilities.

13. Property operating, general and administrative and finance expenses

Property operating, general and administrative and finance expenses for the three and nine months ended September 30, 2025 and 2024 are as follows:

	Three Months Ended		Nine Months Ended	
	September 30, 2025	September 30, 2024	September 30, 2025	September 30, 2024
Property Operating Expenses				
Property Taxes	\$ 154,653	\$ 194,348	\$ 665,217	\$ 972,741
Insurance	169,874	196,655	536,556	721,431
Operating Expenses	615,440	568,716	1,761,359	2,183,039
Total	\$ 939,966	\$ 959,719	\$ 2,963,131	\$ 3,877,210

FIRM CAPITAL APARTMENT REAL ESTATE INVESTMENT TRUST

Notes to the Condensed Consolidated Interim Financial Statements

For the three and nine months ended September 30, 2025, and 2024

(Expressed in US Dollars unless otherwise noted)

(Unaudited)

	Three Months Ended		Nine Months Ended	
	September 30, 2025	September 30, 2024	September 30, 2025	September 30, 2024
General and Administrative				
Asset Management Fees <i>(note 12)</i> \$	196,252	\$ 195,138	\$ 599,670	\$ 667,028
Public Company Expenses	33,351	39,024	104,628	114,095
Office and General	159,255	223,037	496,671	573,141
Total	\$ 388,858	\$ 457,199	\$ 1,200,970	\$ 1,354,265

	Three Months Ended		Nine Months Ended	
	September 30, 2025	September 30, 2024	September 30, 2025	September 30, 2024
Finance Costs				
Bank interest expense \$	504,426	\$ 527,303	\$ 1,554,316	\$ 2,206,882
Convertible debenture interest exp.	-	-	-	435,987
Mark to market - mortgages	(14,310)	(14,309)	(42,929)	(42,929)
Finance cost amortization	157,637	46,400	277,624	152,970
Total	\$ 647,754	\$ 559,394	\$ 1,789,010	\$ 2,752,910

14. Foreign exchange gain (loss)

The foreign exchange gain (loss) for the three months ended September 30, 2025 and 2024 are as follows:

	Three Months Ended		Nine Months Ended	
	September 30, 2025	September 30, 2024	September 30, 2025	September 30, 2024
Foreign exchange gain on convertible debentures	\$ -	\$ -	\$ -	\$ 453,325
Foreign exchange gain / (loss)	(1,464)	231	3,572	17,966
Total	\$ (1,464)	\$ 231	\$ 3,572	\$ 471,291

15. Commitments and Contingencies

The Trust is subject to legal and other claims in the normal course of business. Although such matters cannot be predicted with certainty, management believes that any liability from such claims would not have a significant effect on the Trust's consolidated financial statements.

For the three and nine months ended September 30, 2025 and September 30, 2024, the Trust had no material commitments and contingencies other than those outlined above in the notes to these condensed consolidated interim financial statements.