



Firm Capital Mortgage Investment Corporation

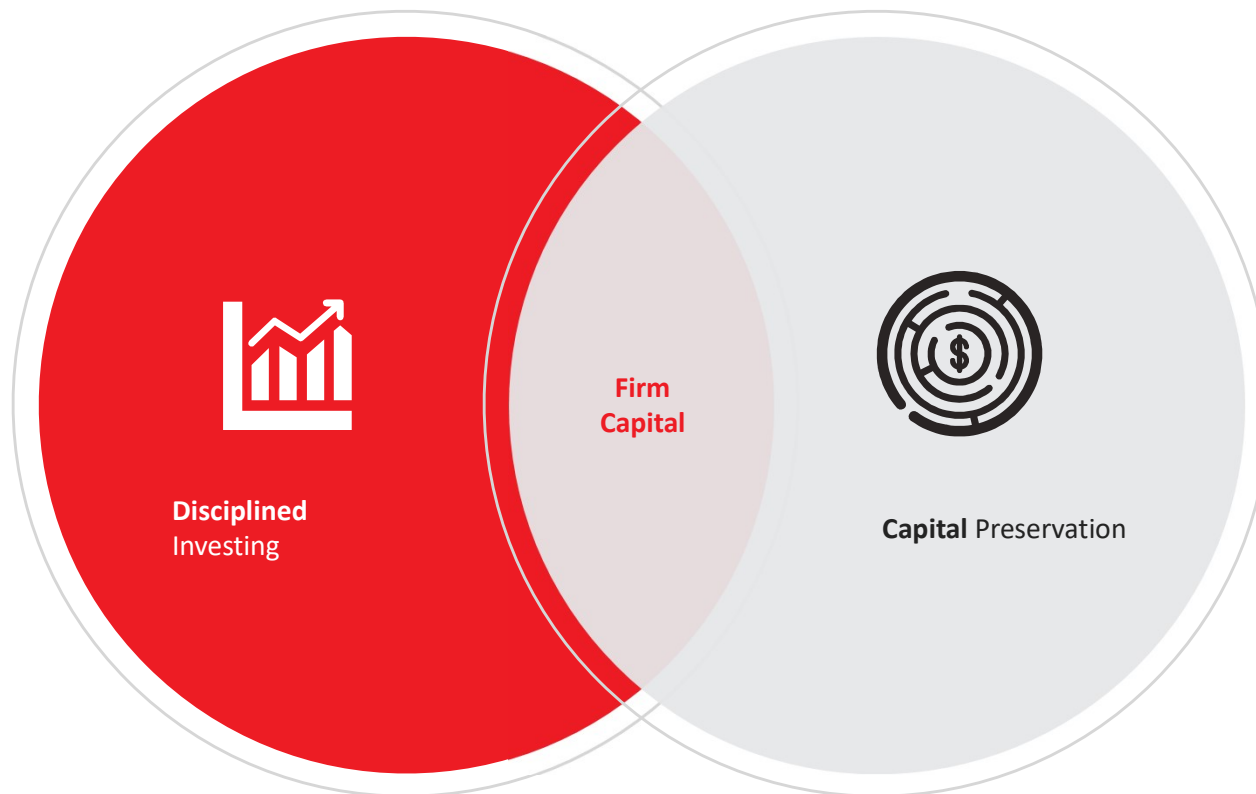
INVESTOR PRESENTATION – Q2 2024

Contents

| | | | |
|---|----|--------------------------------------|----|
| INTRODUCTION | 3 | AVERAGE SHARE PRICE & TRADING VOLUME | 21 |
| HISTORY | 4 | AN ATTRACTIVE INVESTMENT | 22 |
| FIRM CAPITAL ADVANTAGE | 5 | 2024 OUTLOOK | 23 |
| INVESTMENT HIGHLIGHTS | 6 | BOARD OF DIRECTORS | 24 |
| SIGNIFICANT TRADING DISCOUNT TO NAV | 7 | CONTACT INFORMATION | 25 |
| SIGNIFICANT TRADING DISCOUNT TO NAV (CON'D) | 8 | DISCLAIMER | 26 |
| STABLE MONTHLY DIVIDENDS PLUS TOP-UP | 9 | | |
| ANNUALIZED RETURN ON SHAREHOLDERS' EQUITY | 10 | | |
| ALIGNED MANAGEMENT INTERESTS | 11 | | |
| LENDING APPROACH | 12 | | |
| CAPITAL STACK | 13 | | |
| OPERATING STANDARDS | 14 | | |
| Q2/2024 FINANCIAL HIGHLIGHTS | 15 | | |
| Q2/2024 RESULTS OF OPERATIONS | 16 | | |
| SOLID UNDERWRITING | 17 | | |
| INCREASING MORTGAGE PORTFOLIO | 18 | | |
| DEAL FLOW | 19 | | |
| ACCESSING THE CAPITAL MARKETS | 20 | | |

Firm Capital operates as a boutique real estate and financial services equity investment company deploying capital opportunistically between debt and equity in the real estate private and public markets across Canada.

Operating in the same industry for over 35 years





Since inception in **1988**,

Firm Capital has established an exceptional track record demonstrated by past performance and prides itself on its risk management abilities to protect and preserve capital, while acting as a disciplined investor.

PROFICIENT SERVICES PROVIDED BY FIRM CAPITAL:

- Mortgage Lending
- Real Estate Ownership
- Special Situation Investments
- Activist and Innovative Investor
- Principal Investor Along the Full Capital Stack
- Capital Partnership
- Loan Servicing, Property Management & Investor Asset Management

EXPERIENCE MATTERS

Experienced team managing debt and real estate throughout a real estate cycle

35+ year track record with management industry experience in excess of 100 years

DIRECT INVESTMENTS

Strong alignment of interest through direct investment in assets by management team and board members

PUBLIC ENTITIES

Public entities provide transparency, safety & liquidity and are governed by rigid investment & operating policies



DISCIPLINED INVESTING

Disciplined investing focused on capital preservation & consistent returns

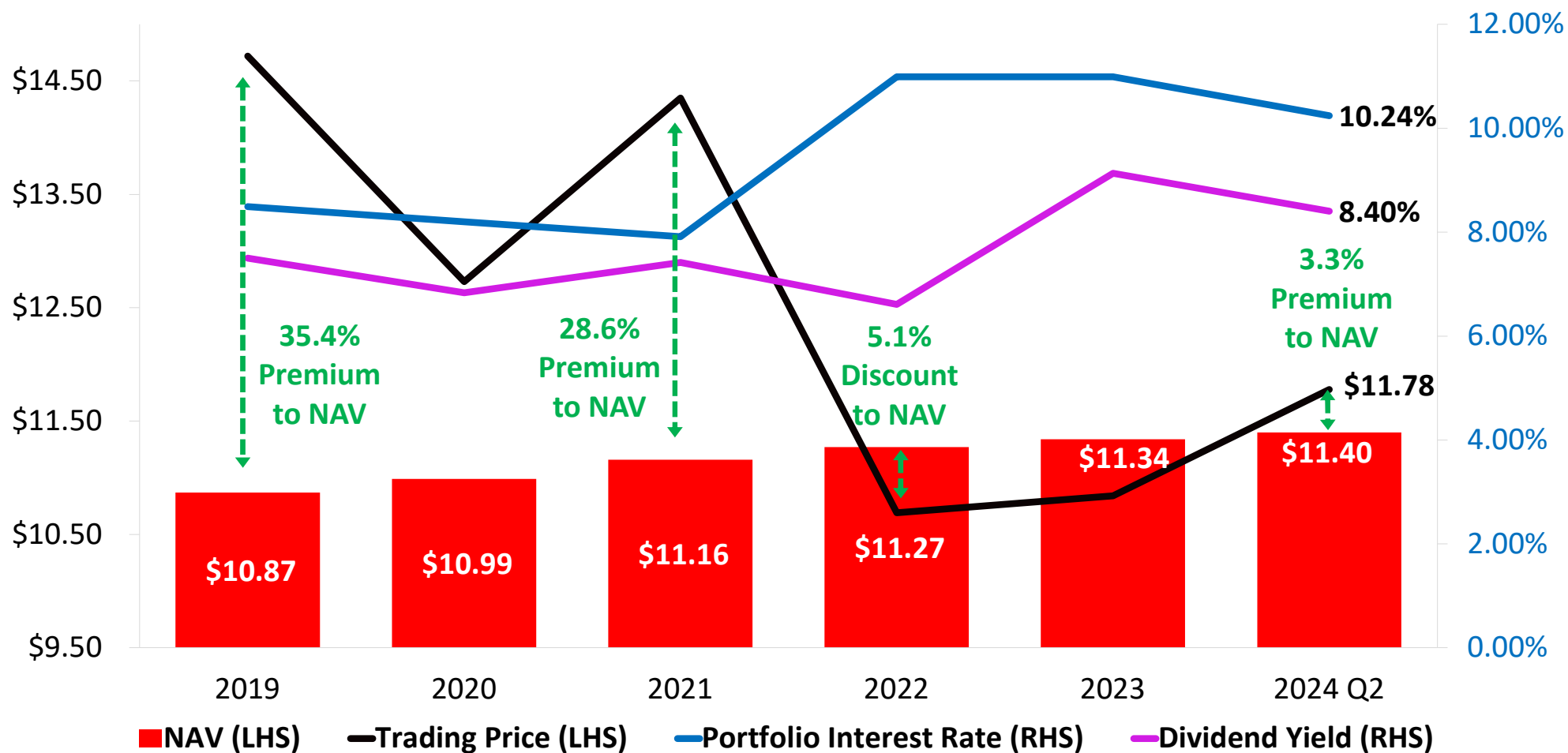
PROVEN TRACK RECORD

Long term track record creating value with attractive yields for investors

Investment Highlights

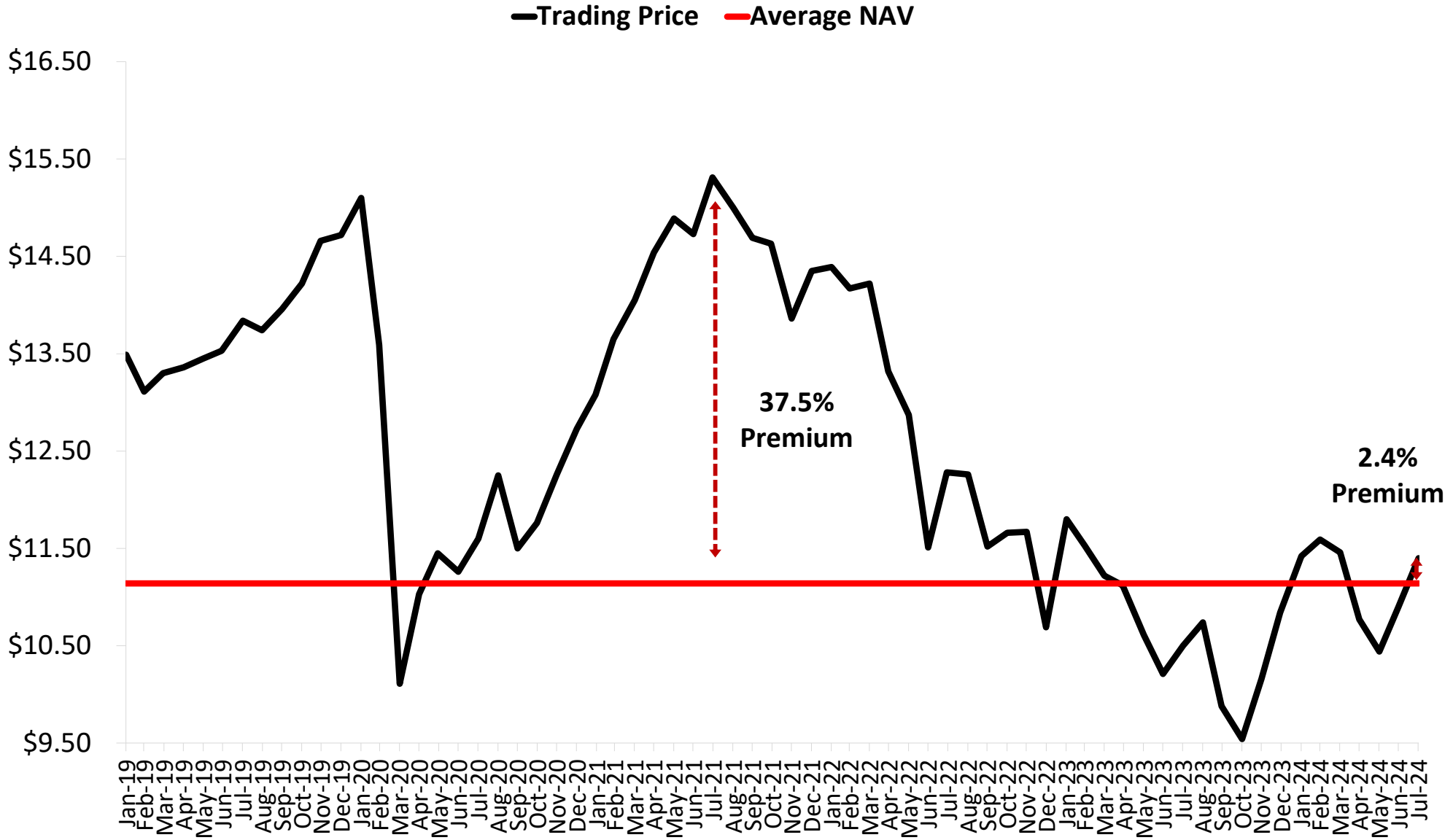
| | |
|---|--|
| <p>Strong Stable Dividend Trading at a Significant Discount to NAV</p> | <ul style="list-style-type: none"> • 8.40%* dividend yield • CAD\$0.99/Share annual dividends for 2023 (includes “top-up” dividend of CAD\$0.054/Share as at year-end Dec. 31/23), a 4.2% increase over 2022 • Market-to-market portfolio that revolves every 18-24 months capturing upside on the rising interest rate environment (100% of Investment Portfolio revolved in the past 18 months) |
| <p>Strategic Portfolio Diversification</p> | <ul style="list-style-type: none"> • Strategically diversified by geography (mainly in Southern Ontario), mortgage type (mainly conventional first mortgages not exceeding 75% LTV), loan amount (majority less than \$2.5M), and by property type (mainly residential construction & land) |
| <p>Underlying Assets</p> | <ul style="list-style-type: none"> • Portfolio comprised of 283 investments as at June 30, 2024 |
| <p>Alignment of Interests</p> | <ul style="list-style-type: none"> • Management Team & Board Members co-invested alongside investors \$38M with the Corporation in its Investment Portfolio as at June 30, 2024 • 854,671 shares are held by Directors and Officers as at June 30, 2024 • Management, directors and/or their respective associates invest on a pari-passu basis in all non-conventional mortgages |
| <p>Compelling Investment Metrics & Fundamental Growth</p> | <ul style="list-style-type: none"> • Monthly distributions of \$0.078/Share plus additional “top up” dividend at year-end • A \$100 investment in Common Shares in October 6, 1999, assuming reinvested dividends, would be worth \$983 as of July 31, 2024 (as opposed to \$631 if invested in S&P/TSX Composite Index) for a 9.64% annualized return • Firm Capital Organization loaned more than \$13.5 Billion from 2000-2024 YTD |
| <p>Disciplined Philosophy</p> | <ul style="list-style-type: none"> • Conservative underwriting philosophy & default recovery program • Prudent Impairment Allowance & Fair Market Value Adjustments of 4.2% of Portfolio in place to soften the effects of any possible losses (\$15.941M Impairment Provision & \$11.868M Fair Value Adjustment) • Short-term lending: 47.2% maturing by Dec. 31/24 & additional 48.7% maturing by Dec. 31/25 • Performance driven compensation to Investment Manager (not on cash or non-performing loans) |
| <p>Trades on TSX (*as at July 31, 2024)</p> | <ul style="list-style-type: none"> • TSX: FC • CAD\$11.78/Share • Market Capitalization CAD\$406.3 Million • TTM yield of 8.40% (includes “top-up” dividend of CAD\$0.054/Share at year-end Dec. 31/23) |

Trade History & Net Asset Value ("NAV")

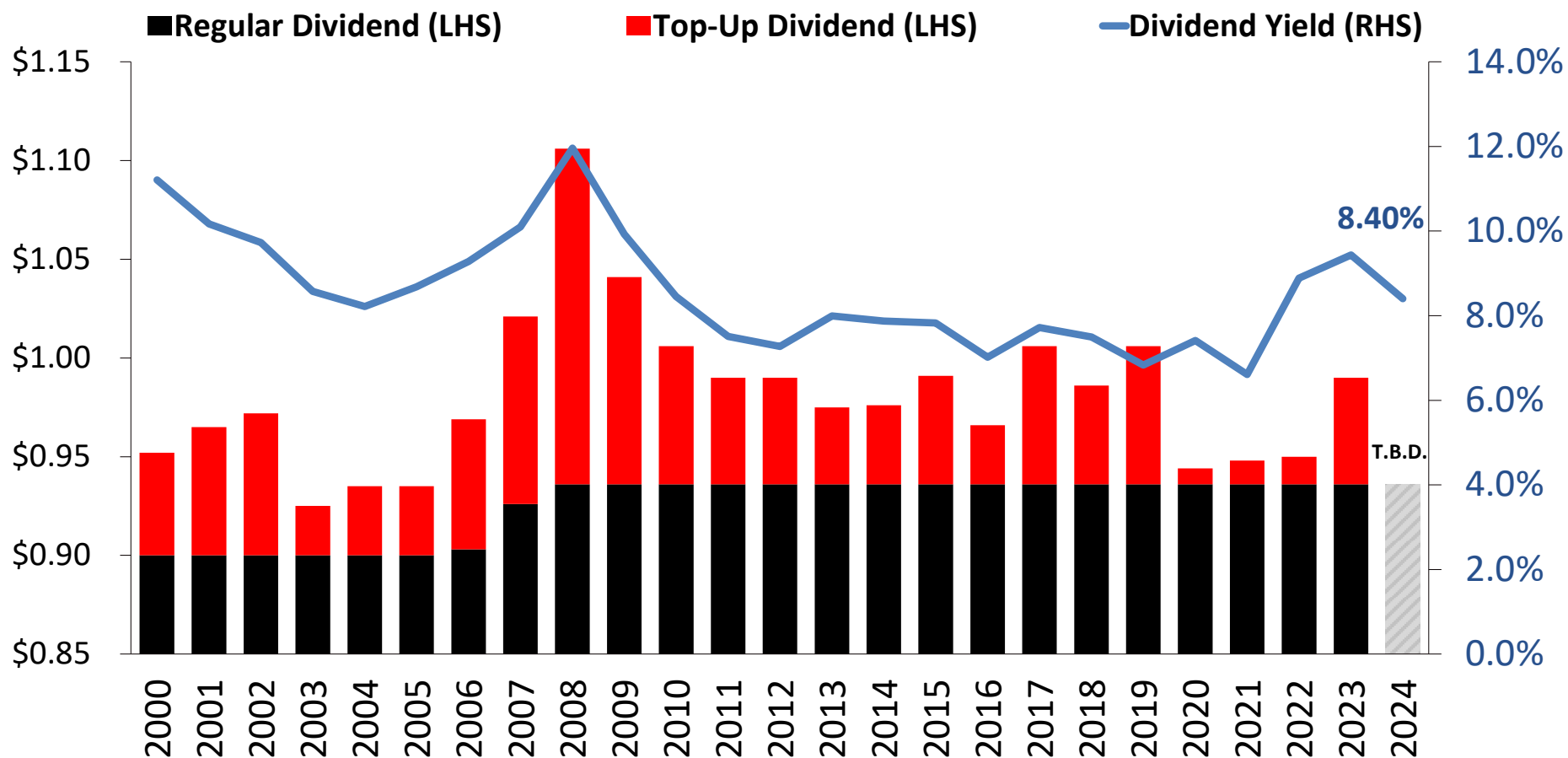


Note: Trading Price of \$11.78 is as at July 31, 2024; NAV of \$11.40/Share is as at Q2/2024; Portfolio Interest Rate of 10.24% is as at July 31, 2024; TTM dividend yield of 8.40% is as at July 31, 2024; "LHS" is left hand side; "RHS" is right hand side.

Trading Price Premium Beginning to Increase Vs. Net Asset Value (“NAV”)

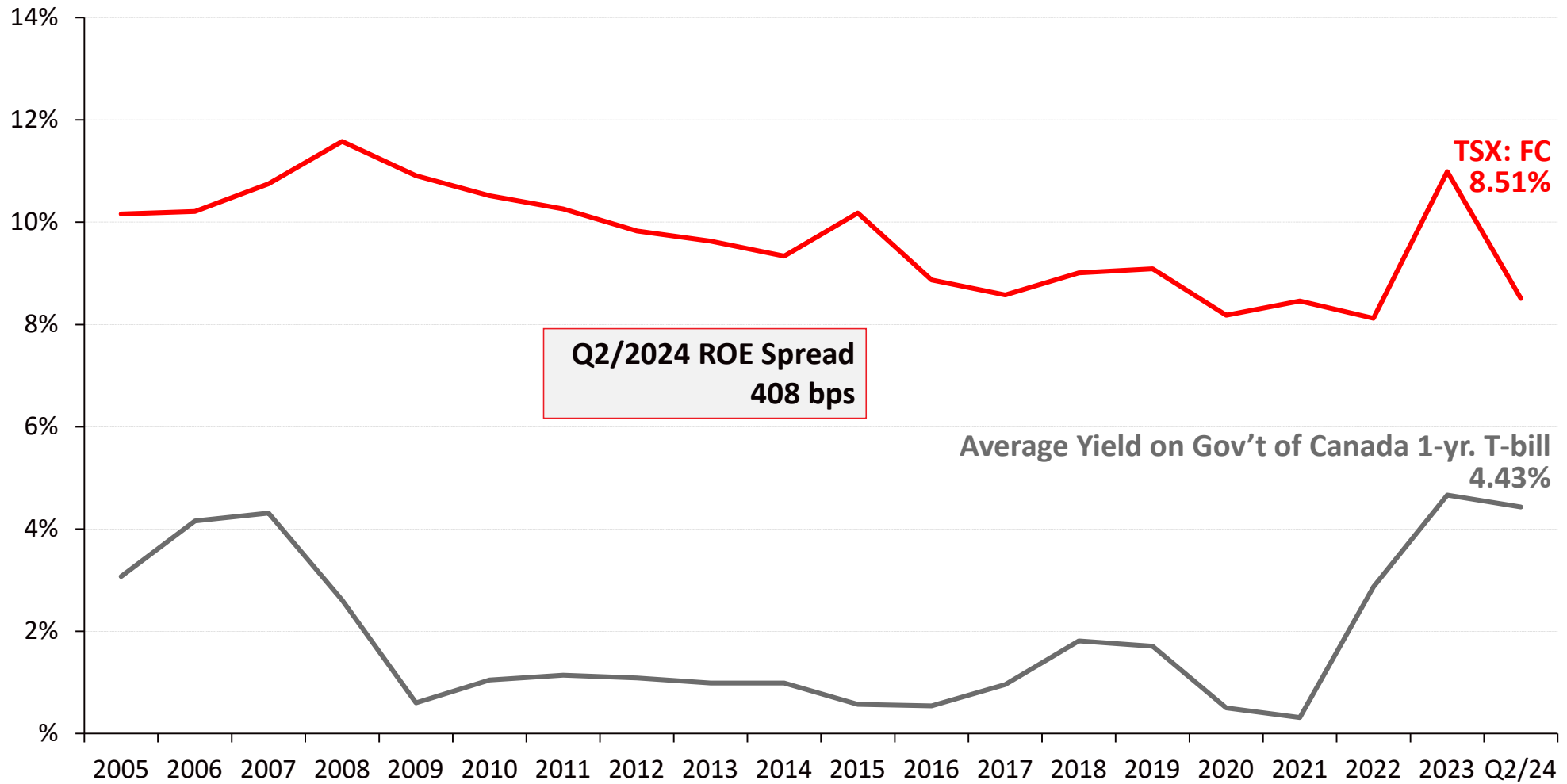


Stable Monthly Dividends Plus Top-Up Dividend Since 2000



Note: 8.40% TTM dividend yield as at July 31, 2024; 2024 dividend assumes regular monthly dividends of \$0.078/share; "LHS" is left hand side; "RHS" is right hand side.

Annualized Return on Shareholders' Equity



Aligned Management Interests

Performance Based Compensation

- FCMIC Manager receives 0.75% per annum on performing investments (not cash balances)
- Mortgage Banker receives 0.1% per annum loan servicing fee on performing investments
- Commitment fee income is shared
- Mortgage Banker receives 75% of the commitment & renewal fees and 25% of the special profit income generated from the non-conventional investments after the Corporation has yielded a 10% per annum return on its investments

Substantial Co-Investment

- Management, directors and/or their respective associates invest on a pari-passu basis in all non-conventional mortgages
- Management and directors are co-investors in most investments
- Loan syndication to diversify risk

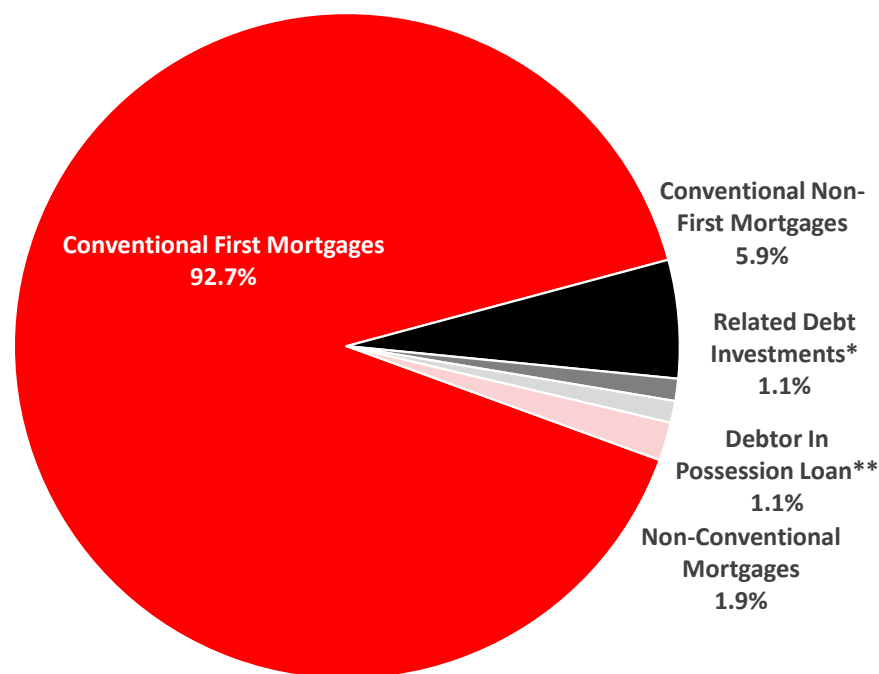
No acquisition or disposition fees charged!

Conservative Lending Approach

Date: Q2/2024

- 92.7% conventional first mortgages
- Experienced borrowers in proven markets
- Conservative lending guidelines restricting investment exposure on loan size and related borrower groups

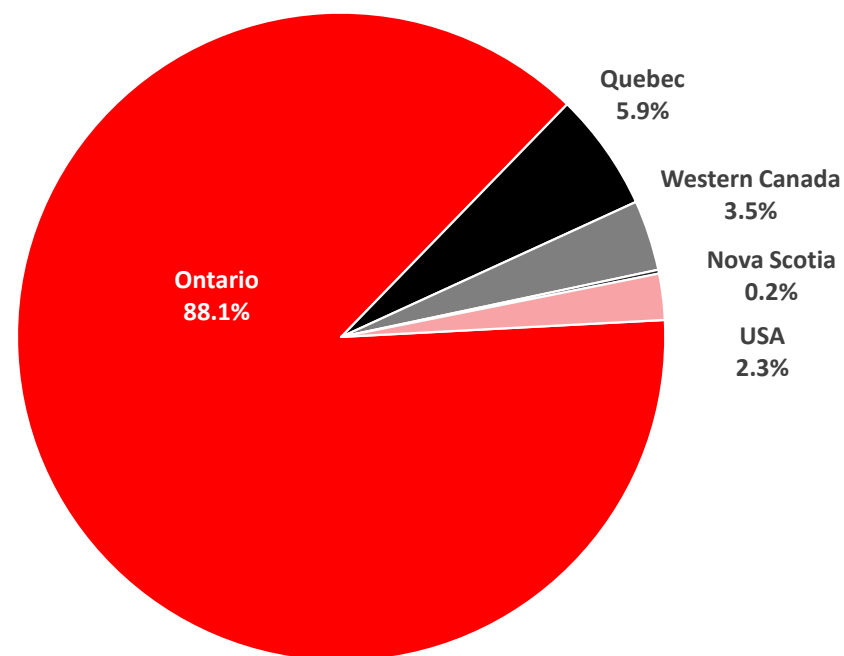
Investment Portfolio



*The **Related Debt Investments** category is a basket of investments (i.e. Debenture Loans, etc.) that are all participating in debt investments to a variety of third-party borrowers. Such debt investments are not secured by mortgage charges, and instead have other forms of security or recourse, and could include profit sharing.

A **Debtor In Possession loan ("DIP Loan"), is a loan obtained by an insolvent debtor while that debtor is restructuring its business under the Companies' Creditors Arrangement Act (Canada). A DIP Loan has "super-priority" security on the assets of the debtor company awarded by the court.

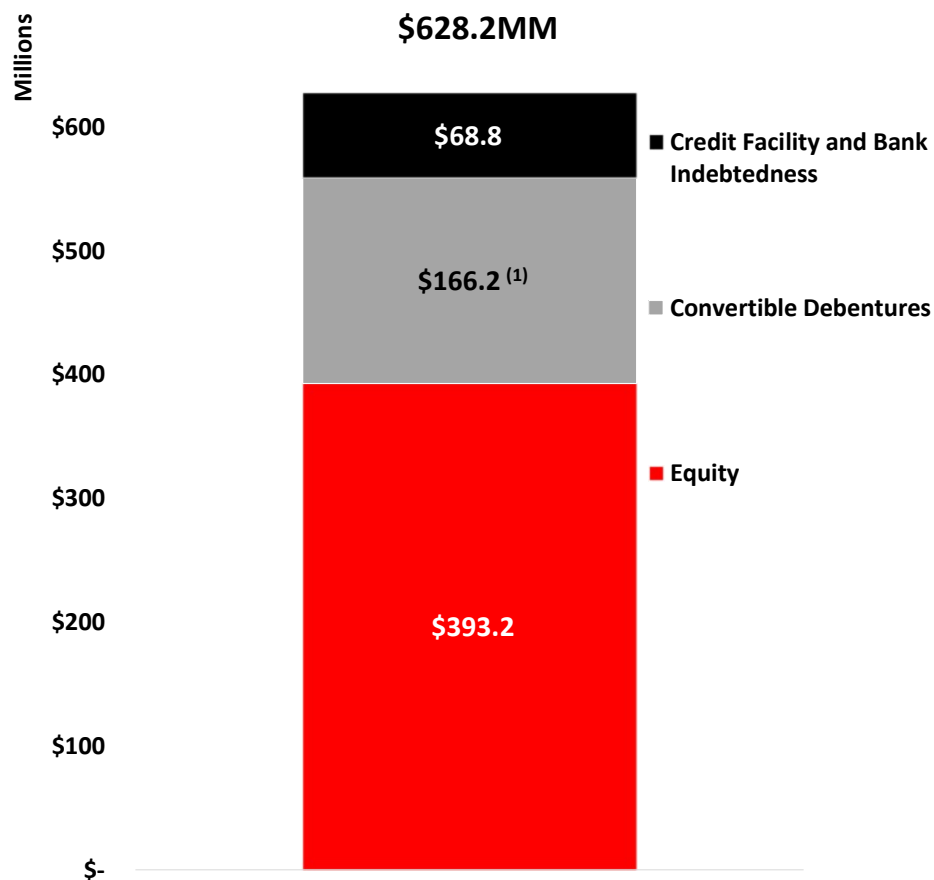
Geographic Diversification***




***Excluding Related Debt Investments

Capital Stack (in \$MM)

**Current Capital Stack
Q2/2024**

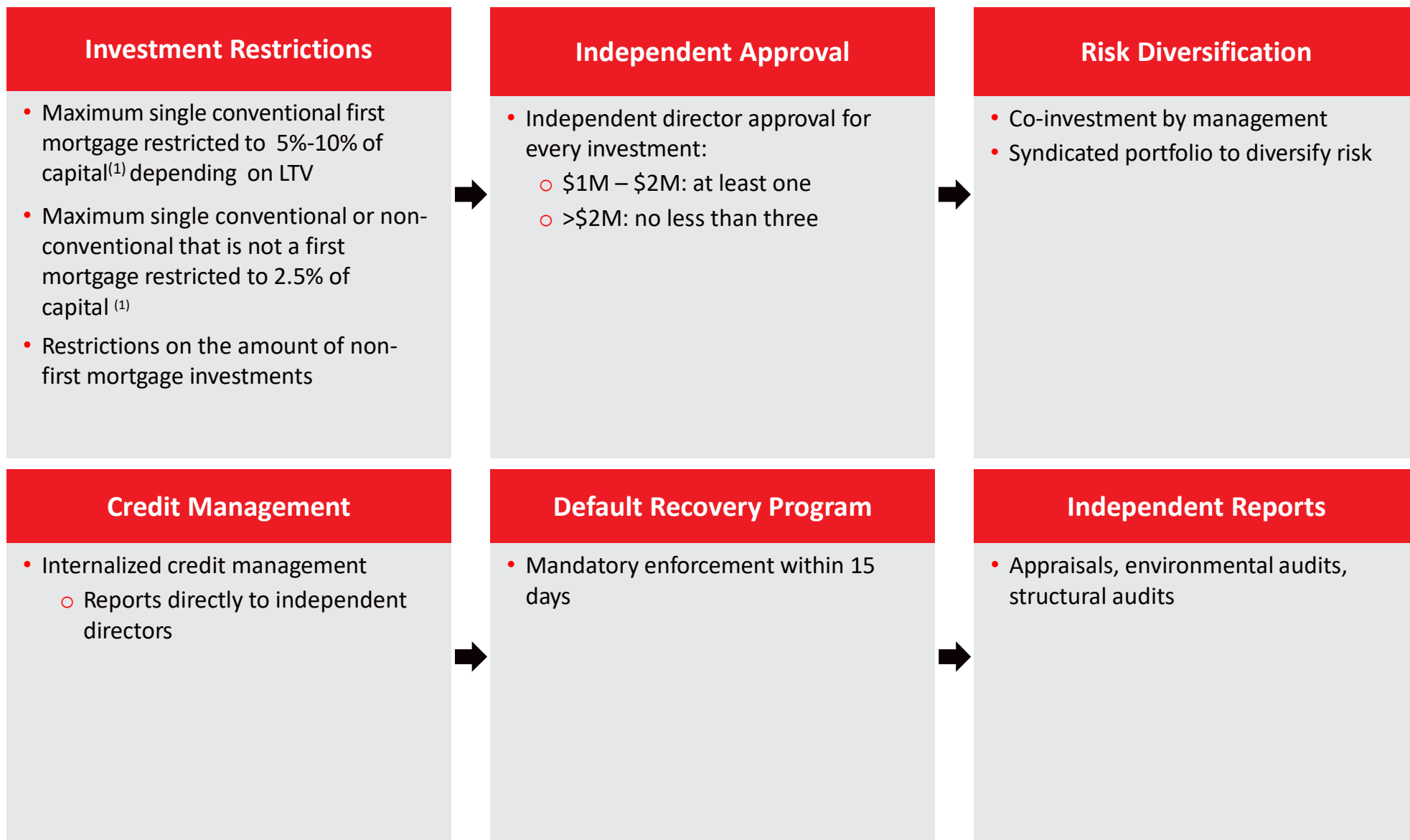


**Convertible Debentures⁽¹⁾
Q2/2024**



(1) At par value

Rigid Operating Standards



Note: (1) Capital is based on total paid up Shareholder's Equity and Convertible Debentures

| | Quarter Ended Jun. 30, 2024 | Quarter Ended Mar. 31, 2023 | Quarter Ended Jun. 30, 2023 |
|--|--------------------------------|--------------------------------|--------------------------------|
| Mortgage Portfolio (millions)⁽¹⁾ | \$660.4 | \$613.1 | \$617.9 |
| Basic Profit Per Share | \$0.247 | \$0.248 | \$0.245 |
| Dividends Per Share | \$0.234 | \$0.234 | \$0.234 |
| Return on Equity | 8.51% | 8.55% | 8.49% |
| Impairment Allowance & Fair Market Value Adjustment | \$27.809⁽⁴⁾ | \$25.200⁽³⁾ | \$16.456⁽²⁾ |

(1) Gross of impairment provision, fair market value adjustments, unamortized fees, and marketable securities.

(2) \$16.456 million for June 30, 2023 includes impairment allowance of \$9.756 million & fair value adjustment of \$6.700 million on investments carried at fair value.

(3) \$25.200 million for March 31, 2024 includes impairment allowance of \$13.450 million & fair value adjustment of \$11.749 million on investments carried at fair value.

(4) \$27.809 million for June 30, 2024 includes impairment allowance of \$15.941 million & fair value adjustment of \$11.868 million on investments carried at fair value.

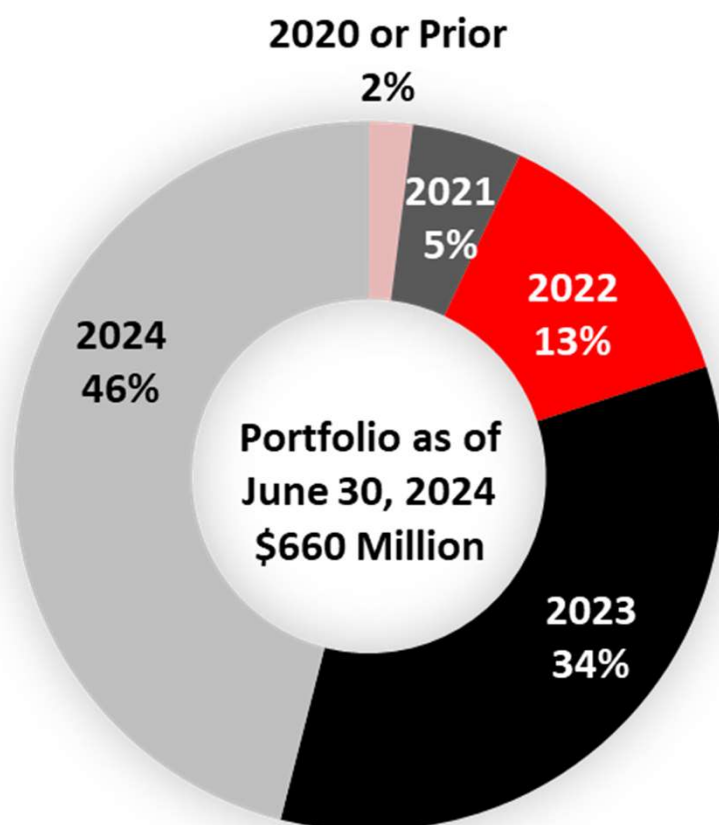
Q2/2024 Results of Operations

| (\$ in millions) | Quarter Ended Jun. 30, 2024 | Quarter Ended Mar. 31, 2023 | Quarter Ended Jun. 30, 2023 |
|--|--------------------------------|--------------------------------|--------------------------------|
| Interest and Fees Earned | \$17.07 | \$16.29 | \$17.52 |
| Interest and Operating Expenses | \$5.30 | \$4.94 | \$5.70 |
| Profit | \$8.54 | \$8.57 | \$8.52 |
| Dividends to Shareholders | \$8.07 | \$8.07 | \$8.07 |
| W.A. Interest Rate | 10.33% | 10.89% | 11.25% |

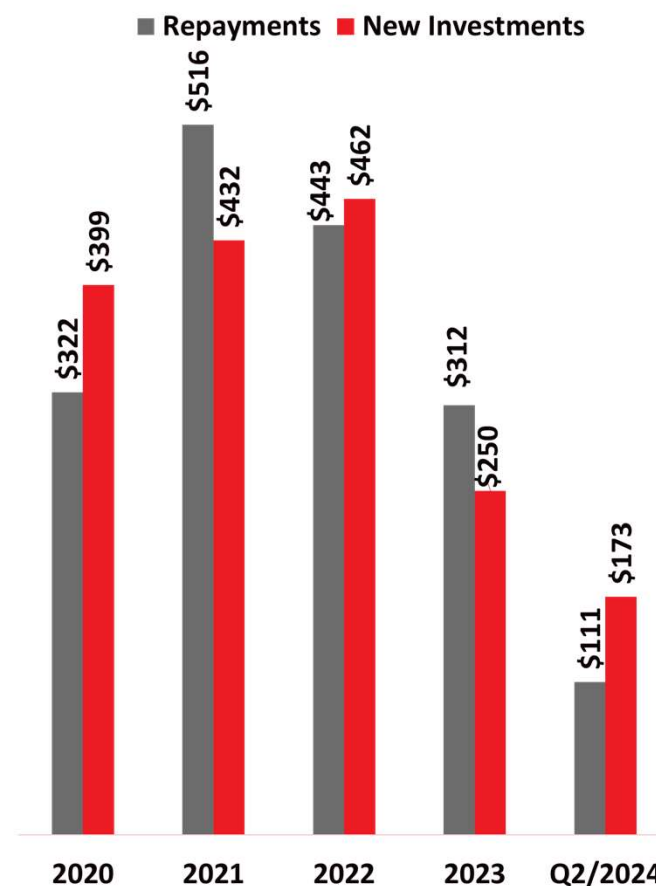
Solid Underwriting: Revolving & Floating Rate Investment Feature

- Mark-to-market portfolio that revolves every 18-24 months capturing upside on the rising interest rate environment
- In fact, 100% of Investment Portfolio revolved (\$423M new investments vs. \$423M repayments) in the past 18 months
- In addition, 90% of Investment Portfolio have variable interest rates and are priced to be the greater of:
 - i. Bank prime rate plus a spread (“**Base Rate**”); and
 - ii. A fixed rate (that in most cases equals to the Base Rate at inception).

Portfolio Composition Based on Funding & Renewals

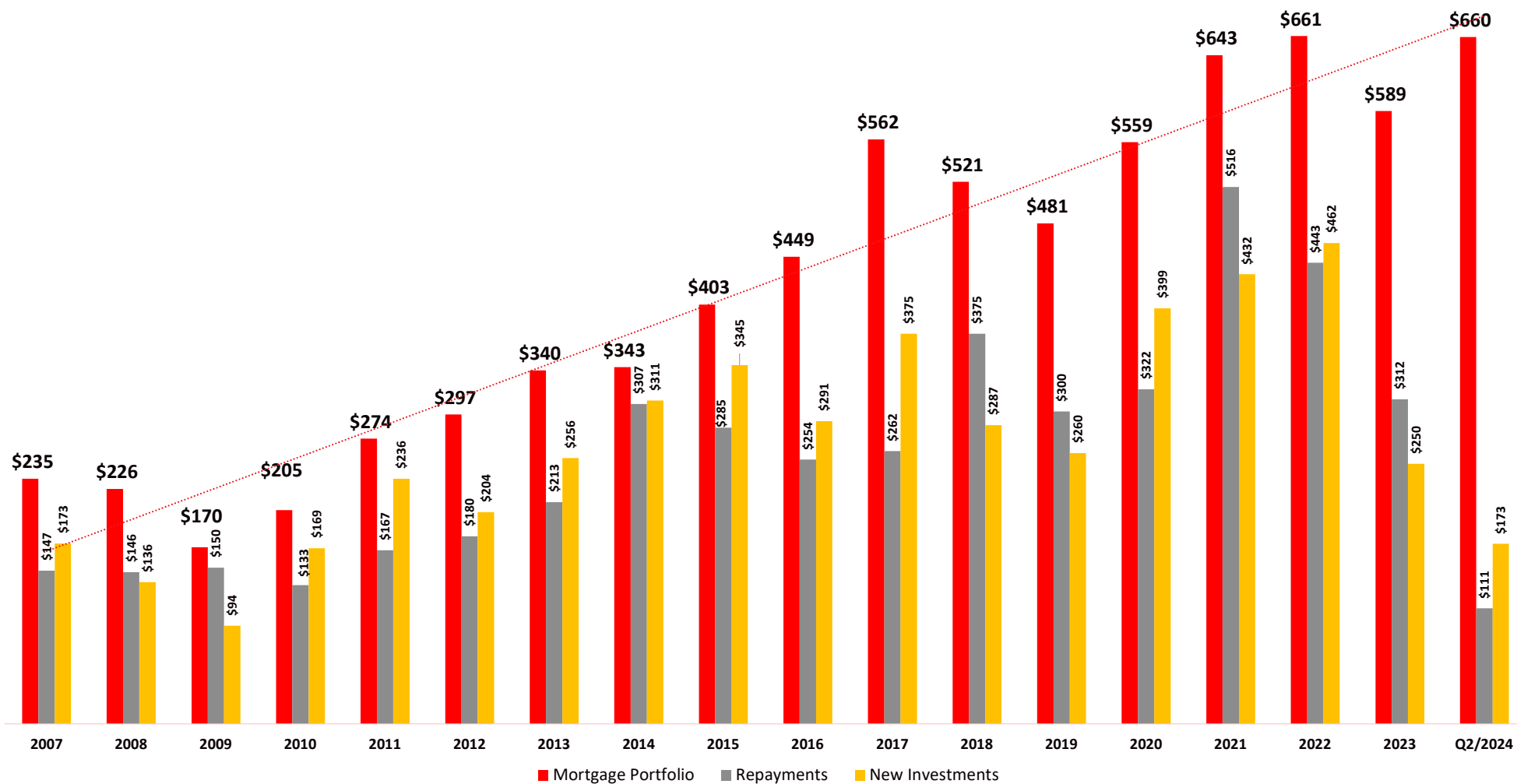


Repayments vs. New Funding (in \$MM)



Increasing Mortgage Portfolio (in \$MM)

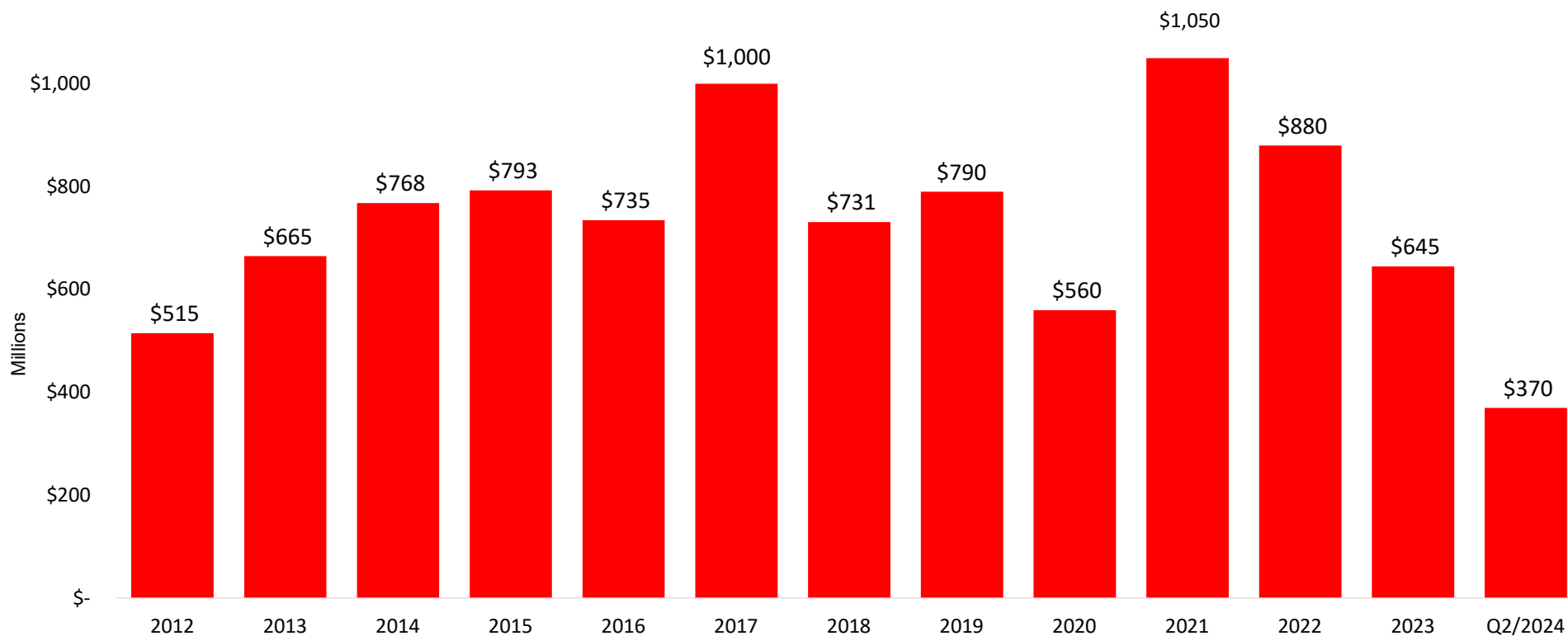
283 Investments in June 30, 2024



Significant Origination Capability

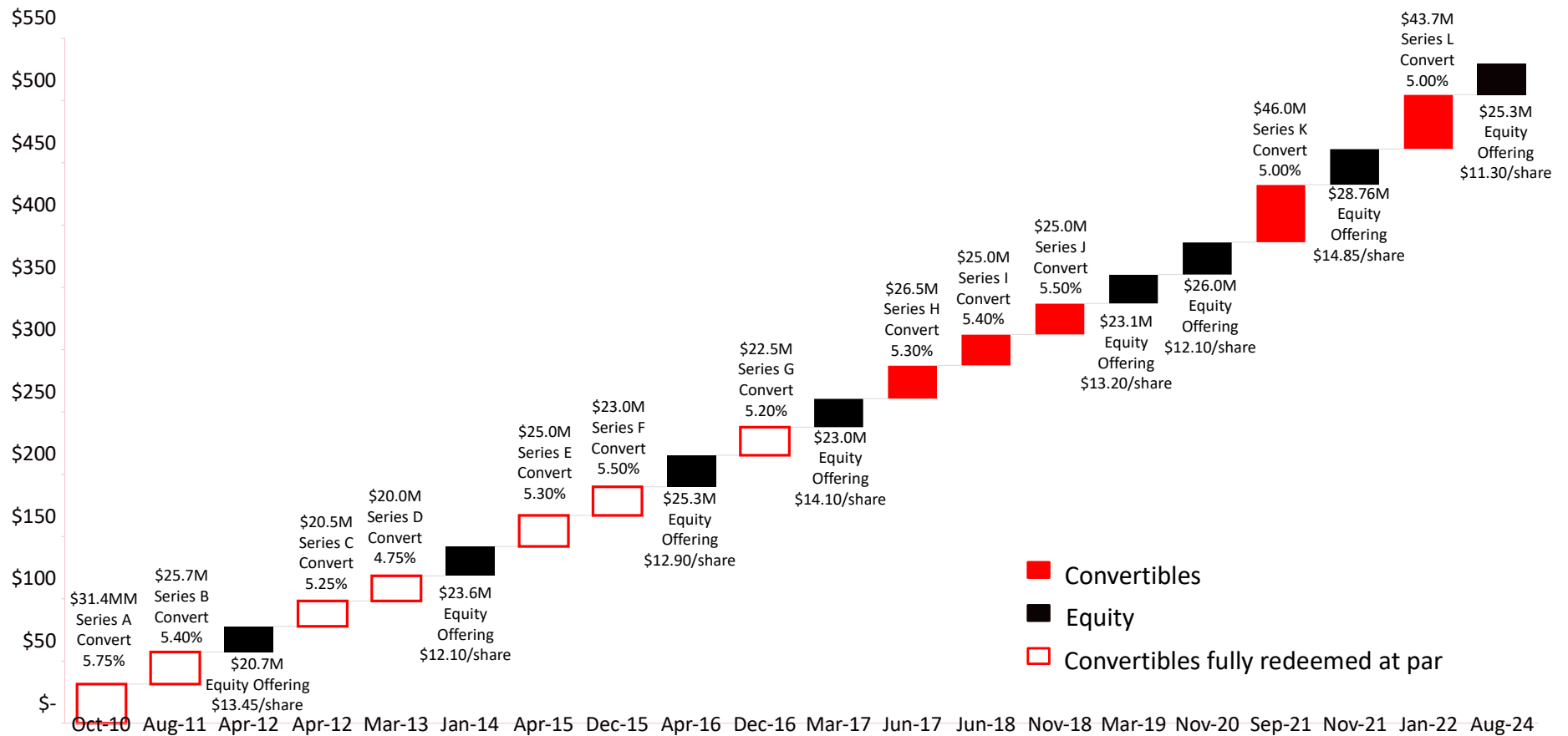
- Over 35-year track record of mortgage origination
- With the experience of the Mortgage Banker and strong partners, steady deal flow with excellent risk mitigation occurs
- Co-investing with knowledgeable real estate partners

Transaction Volume (in \$MM): 2012 –2024 YTD

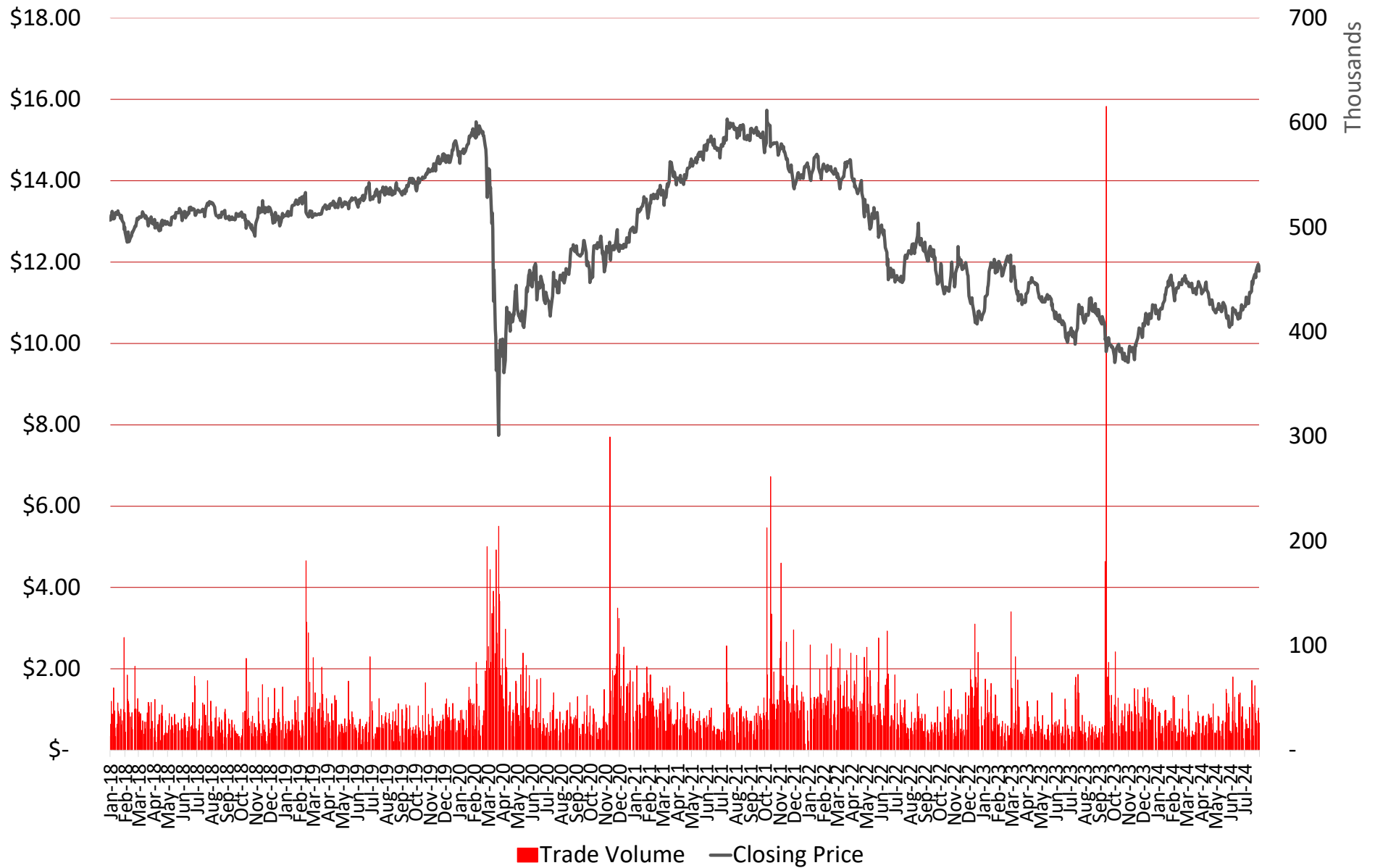


Accessed the capital market **twenty** times since October 2010

Total: \$530M

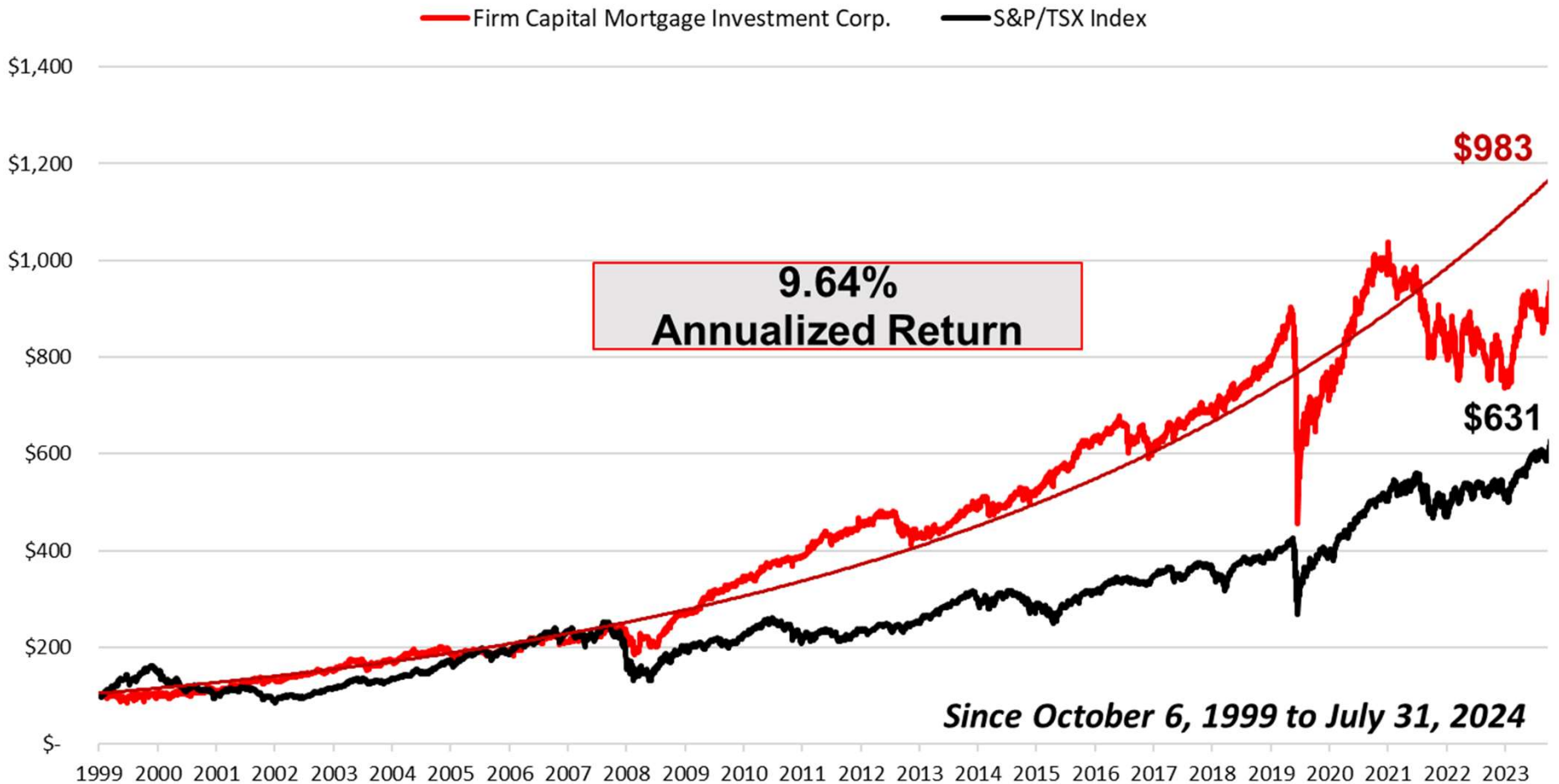


Average Share Price & Trading Volume



An Attractive Investment

A \$100 FC investment in 1999 would be worth \$983 today!



2024 Outlook

- The Corporation's investment portfolio (the "Investment Portfolio") for the six months ended June 30, 2024, continued to revolve, with new fundings and discharges of investments being \$173.4 million and \$111.2 million respectively (six months ended June 30, 2023 – \$89.5 million and \$132.3 million, respectively).
- During the balance of 2024, the Corporation expects to continue to revolve the Investment Portfolio selectively, with an investment policy of holding a hard line on acceptable exposure levels, borrower quality and warranted interest rate pricing. There are no assurances on achievable portfolio size as the primary focus is on security.
- The Mortgage Banker continues to reject a significant number of potential investments that do not meet our investment criteria and risk tolerance.
- The Corporation continues to participate in new investments on a disciplined basis with conservative underwriting on real estate in large urban centers.
- The Mortgage Banker does not service or underwrite mortgages on hotels, hospitality properties or long-term care facilities and, as such, the Corporation does not have any investment exposure to these asset types.
- The Investment Portfolio as at June 30, 2024 consisted of 92.7% of conventional first mortgages.
- The interest rates in 90% of the Investment Portfolio investments were floating allowing the Corporation to capture the changes in interest rates throughout 2023-2024 YTD.
- The Corporation increased its allowance for impairment and fair value loss in the second quarter of 2024 by \$2.6 million to a total of \$27.8 million as at June 30, 2024, while generating earnings per share of \$0.247 and \$0.496 during the three and six months ended June 30, 2024 .
- The Corporation has announced the declaration of monthly cash dividends of \$0.078 per common share for Shareholders of record on June 30/24 through to November 30/24.

Board of Directors


| | | |
|----------------------|--|---|
| Independent Director | Stanley Goldfarb Chairman, Independent Director | <ul style="list-style-type: none"> • CEO of Goldfarb Management Services Limited • Chairman & Trustee of Firm Capital Property Trust (TSX: FCD.UN) |
| | Anthony Heller Independent Director | <ul style="list-style-type: none"> • President of Plazacorp Investments Limited |
| | Larry Shulman Independent Director | <ul style="list-style-type: none"> • Independent Trustee of Firm Capital Property Trust (TSX: FCD.UN) • Retired Senior Partner of Goldfarb, Shulman, Patel & Co. |
| | Geoffrey Bledin Independent Director | <ul style="list-style-type: none"> • Trustee of Firm Capital Property Trust (TSX: FCD.UN) • Chairman & Trustee of Firm Capital Apartment REIT (TSXV: FCA.U/FCA.UN) • Chairman & Trustee of Firm Capital Private Equity Realty Trust • Past President and CEO of Equitable Trust Company • Former Partner with Price Waterhouse |
| | Morris Fischtein Independent Director | <ul style="list-style-type: none"> • President of High City Holdings • Past President of Security Trust |
| | Keith L. Ray Independent Director | <ul style="list-style-type: none"> • CEO of Realvest Management • Former Partner with KPMG LLP |
| | The Honourable Joe Oliver, PC Independent Director | <ul style="list-style-type: none"> • Former Minister of Finance, Minister of Natural Resources and Member of Parliament • Chair of The Ontario Independent Electricity System Operator |
| | The Honourable Francis (Frank) Newbould Independent Director | <ul style="list-style-type: none"> • Former head of the Commercial List of the Ontario Superior Court of Justice • Counsel to the law firm Thorton Grout Finnigan LLP |
| Executive Director | Eli Dadouch President & CEO | <ul style="list-style-type: none"> • Founder, President & CEO of Firm Capital Organization • Vice Chairman, Co-CIO & Trustee of Firm Capital Property Trust (TSX: FCD.UN) • Vice Chairman of Firm Capital Apartment REIT (TSXV: FCA.U/FCA.UN) • CEO & Chairman of Firm Capital Private Equity Realty Trust |
| | Jonathan Mair EVP & COO | <ul style="list-style-type: none"> • Vice President, Mortgage Banking of Firm Capital Corporation • Co-CIO & Trustee of Firm Capital Property Trust (TSX: FCD.UN) • Trustee of Firm Capital Private Equity Realty Trust |
| | Ryan M. Lim CFO | <ul style="list-style-type: none"> • Former CFO of Rapport Credit Union • Former Manager of Finance at TD Bank Financial Group and Ernst & Young LLP |
| | Michael Warner Director | <ul style="list-style-type: none"> • Senior VP, Mortgage Lending of Firm Capital Corporation |
| | Victoria Granovski SVP, Credit & Equity Capital | <ul style="list-style-type: none"> • Vice President, Mortgage Operations of Firm Capital Corporation • Trustee of Firm Capital Property Trust (TSX: FCD.UN) |

Contact Information

OUR CORE PRINCIPLES



TRUST
Our partners, investors and clients can trust Firm Capital to execute on our commitment.



INNOVATION
Firm Capital brings an innovative approach to structuring a transaction.



RELATIONSHIPS
Firm Capital builds strong, long-term relationships with its partners, investors and clients.

Firm Capital is a real estate private equity investment firm and alternative investment manager based in Toronto, Canada. Since 1988, Firm Capital has focused on deploying proprietary and managed capital opportunistically between debt and equity investments in the private and public real estate markets. The organization has established an exceptional track record of successfully lending, financing, owning, investing, joint venturing and managing real estate all across Canada and parts of the US. Firm Capital focuses on a simple culture and goal: to be a client driven organization with impeccable integrity focused on preservation of capital through disciplined tactical investing at the same time as building long term relationships.

FOR ADDITIONAL INFORMATION, PLEASE CONTACT:

Eli Dadouch

President & CEO

T: 416.635.0221 X 231

E: edadouch@firmcapital.com

Sandy Poklar

EVP & Managing Director

T: 416.635.0221 X 235

E: spoklar@firmcapital.com

Jonathan Mair

EVP & COO

T: 416.635.0221 X 233

E: jmair@firmcapital.com

Ryan Lim

Chief Financial Officer

T: 416.635.0221 X 229

E: jlim@firmcapital.com

Victoria Moayed

Director, Investor Relations & Compliance Officer

T: 416.635.0221 X 270

E: vmoayed@firmcapital.com

163 Cartwright Avenue, Toronto, Ontario, Canada M6A 1V5

T: 416.635.0221 www.FirmCapital.com

Disclaimer

This presentation is for informational purposes only and not intended for solicitation. This presentation may not provide full disclosure of all material facts relating to the investment and or security being offered. If applicable, Investors should read the most recent Financial Reports for disclosure of those facts, especially risk factors relating to the product offered, before making an investment decision.

Investors should seek independent legal, accounting and investment advice before making an investment.

This presentation is for informational purposes only and is not an offer or a solicitation to sell or subscribe for the entity mentioned or any of Firm Capital's investment entities and does not constitute investment, legal, regulatory, business, tax, financial, accounting or other advice or a recommendation regarding any securities of Firm Capital entities, of any fund or investment vehicle managed by Firm Capital, or of any other issuer of securities.

This presentation contains forward-looking statements within the meaning of applicable securities laws. These statements include, but are not limited to, statements made in this presentation, and other statements concerning the entities objectives, its strategies to achieve those objectives, as well as statements with respect to management's beliefs, plans, estimates, and intentions, and similar statements concerning anticipated future events, results, circumstances, performance or expectations that are not historical facts. Forward-looking statements generally can be identified by the use of forward-looking terminology such as "outlook", "objective", "may", "will", "would", "expect", "intend", "estimate", "anticipate", "believe", "should", "plan", "continue", or similar expressions suggesting future outcomes or events. Such forward-looking statements reflect management's current beliefs and are based on information currently available to management. All forward-looking statements in this presentation are qualified by these cautionary statements. These statements are not guarantees of future events or performance and, by their nature, are based on the entities estimates and assumptions, which are subject to risks and uncertainties, which could cause actual events or results to differ materially from the forward-looking statements contained in this presentation.

Those risks and uncertainties include, but are not limited to, those related to: liquidity in the global marketplace associated with current economic conditions, occupancy levels, access to debt and equity capital, interest rates, the relative illiquidity of real property, unexpected costs or liabilities related to acquisitions or dispositions, construction, environmental matters, legal matters, reliance on key personnel, income taxes, the conditions to the transactions not being satisfied resulting in the failure to complete some or all of the proposed transactions described herein, if applicable, the trading price of the securities, lack of availability of acquisition or disposition opportunities for the investment entity proposed herein and exposure to economic, real estate and capital market conditions in North America.

Material factors or assumptions that were applied in drawing a conclusion or making an estimate set out in the forward-looking information may include, but are not limited to: that the general economy remains stable, interest rates are relatively stable, risk of rising interest rates, acquisition/disposition capitalization rates are stable, competition for acquisition or disposition of commercial properties and residential apartments remains intense, and equity and debt markets continue to provide access to capital. These assumptions, although considered reasonable by the proposed investment entity at the time of preparation, may prove to be incorrect.

Although the forward-looking information contained in this presentation is based upon what management believes are reasonable assumptions, there can be no assurance that actual results will be consistent with these forward-looking statements. Certain statements included in this presentation may be considered "financial outlook" for purposes of applicable securities laws, and such financial outlook may not be appropriate for purposes other than this presentation. You should not place undue importance on forward-looking information and should not rely upon this information as of any other date. While we may elect to, we are under no obligation and do not undertake to update this information at any time.

Firm Capital Organization ("Firm Capital"), by its general partner Firm Capital Corporation, operating under the brand name Firm Capital; references to Firm Capital and all of its direct and/or indirect associated companies, related and/or affiliated entities within the Firm Capital Organization (collectively "Firm Capital") refer to entities managing various organization divisions including but not limited to; real estate asset and property management - Firm Capital Properties Inc., Firm Capital Property Management Corp., and Firm Capital Realty Partners Inc., mortgage banking and lending - Firm Capital Corporation, Ontario Mortgage Brokerage, Lenders and Administrators Act License #10164, Administrators License #11442; special situation investments - Firm Capital Private Equity Management, LP; each entity is a distinct operating division with no cross liability claim rights and any reference to Firm Capital is for general overview reference purposes. Proprietary and registered trademarks to Firm Capital are (i) Boutique Mortgage Lenders®, (ii) Where Mortgage Deal Get Done ® and (iii) Tailored Mortgage Engineering By Firm Capital®. Assets Under Management ("AUM") refers to the assets in Firm Capital's – proprietary capital / asset base, third party and investment entities that we manage and are generally equal to the sum of (i) asset value at market; (ii) drawn and undrawn debt and non-called on equity; (iii) capital under management, including uncalled capital commitments.

Past performance is not a guide to future results and is not indicative of expected realized returns.

All investments are subject to risk, including the loss of the principal amount invested. These risks may include, but not limited to, operating history, uncertain distributions, inconsistent valuation of the portfolio, changing interest rates, leveraging of assets, potential conflicts of interest, payment of fees to the manager, potential illiquidity and liquidation at more or less than the original amount invested. Diversification will not guarantee profitability or protection against loss. Performance may be volatile, and the NAV may fluctuate. There are no guarantees investment objectives will be achieved. The party reading this presentation acknowledges to the terms herein and understand the associated risks.