

Firm Capital

Firm Capital Mortgage Investment Corporation

Firm Capital Mortgage Investment Corporation is a non-bank lender providing residential and commercial real estate financing.



Q3 2017 Investor Presentation

November, 2017

The Mortgage Banker, Firm Capital Corporation, since 1988 and since our IPO in 1999, Firm Capital Mortgage Investment Corporation has been a non-bank lender focused on short-term bridge real estate financing market.

Investment Themes:

- Preservation of Shareholders' Capital
- Strong Governance Policies
- Performance Driven Compensation
- Growth coupled with strong balance sheet while minimizing risk
- Stable Dividend
- Short term lending with experienced partners comprised of management and investors

Independent Directors

- Geoffrey Bledin ⁽¹⁾
- Morris Fischtein
- Stanley Goldfarb ⁽¹⁾
- Anthony Heller
- Hon. Frank Newbould
- Hon. Joe Oliver, P.C.
- Keith L. Ray ⁽¹⁾
- Larry Shulman ⁽¹⁾

Management Directors

- Eli Dadouch ⁽¹⁾
- Edward Gilbert ⁽¹⁾
- Jonathan Mair ⁽¹⁾
- Victoria Granovski

Significant Real Estate Experience

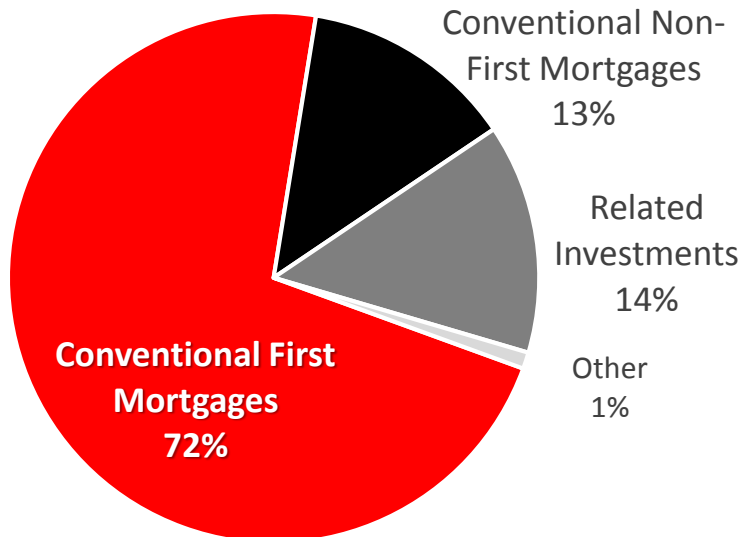
Note: (1) Actively co-invests with FC MIC on mortgage transactions

- **Performance based compensation**
 - MIC Manager receives 75 bps on performing investments, not cash balances
 - Mortgage Banker receives 10 bps servicing fee on performing investments
 - No payment on work outs for any defaulted loans
 - Commitment fee income is shared
 - Corporation receives 75% of profits from mezzanine and equity investments after first earning a 10% preferred return
- **Substantial personal investment**
 - 25% pari-passu investment in all non-conventional mortgages
 - Management and directors are co-investors in most investments
- **No acquisition or disposition fees charged**

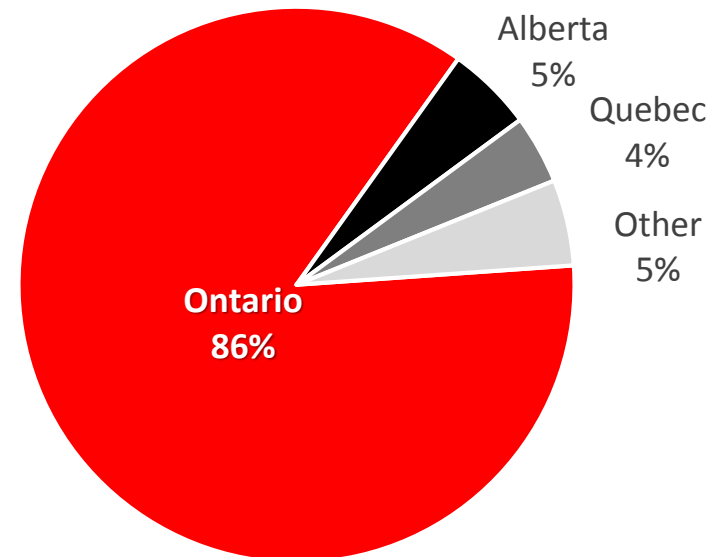
Conservative Lending Approach

- 72% conventional first mortgages
- Experienced borrowers in proven markets
- Conservative lending guidelines restricting investment exposure on loan size and related borrower groups

Investment Portfolio



Geographic Diversification



- Maximum single first mortgage restricted to 5% and 10% of capital, depending on LTV ⁽¹⁾
- Maximum single non first mortgage restricted to 2.5% of capital ⁽¹⁾
- Restrictions on the amount of non-first mortgage investments
- Independent director approval of every investment
 - <\$1,000,000 – at least one
 - >\$1,000,000 – majority
- Co-investment by management
- Syndicated portfolio to diversify risk
- Internalized credit management
 - Reports directly to independent directors
- Default Recovery Program
 - Mandatory enforcement within 15 days
- Independent third party reports
 - Appraisals, environmental audits, structural audits

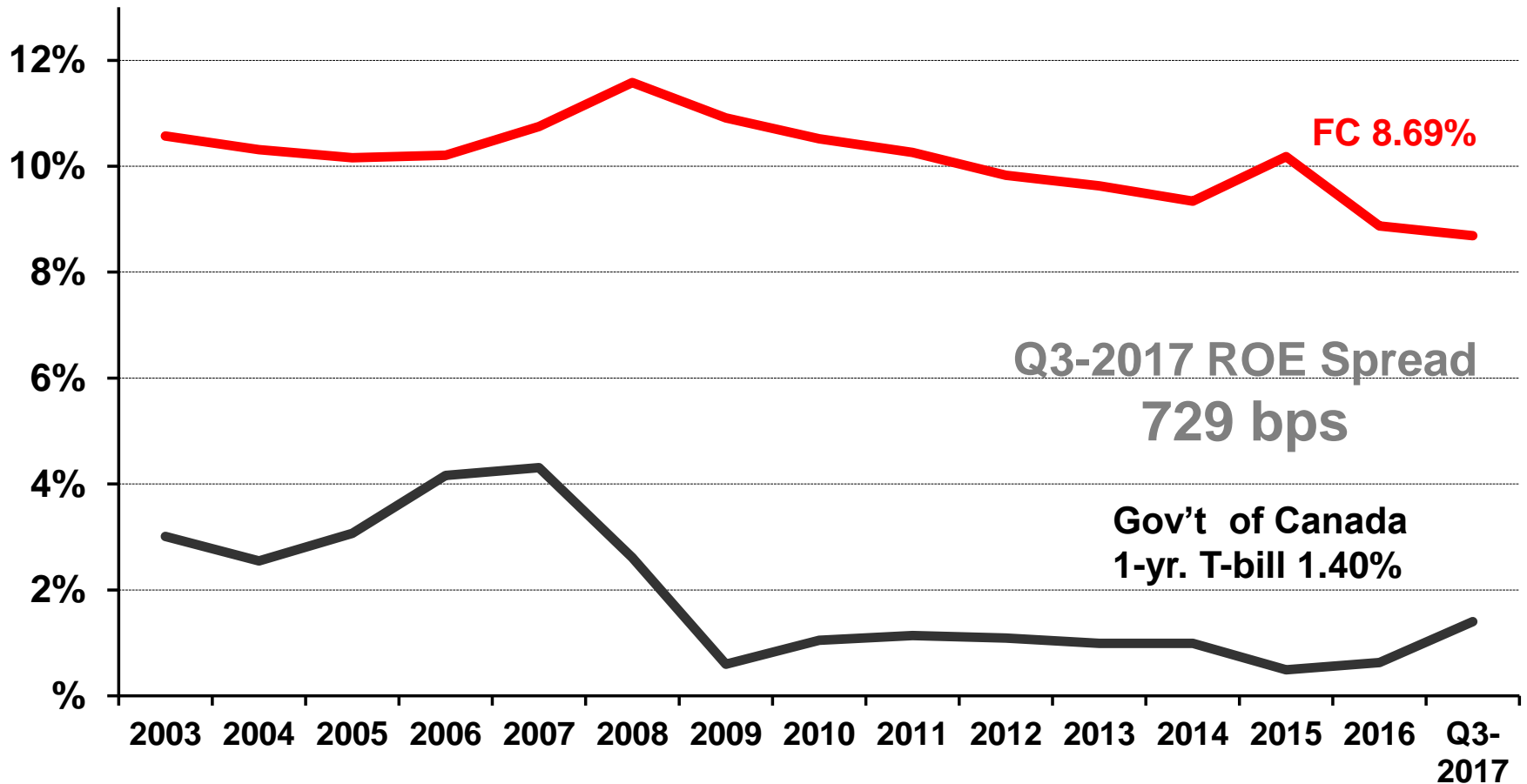
Note: (1) Capital is based on total paid up Shareholder's Equity and Convertible Debentures

	Quarter Ended Sep 30, 2017	Quarter Ended Jun 30, 2017	Quarter Ended Mar 31, 2017	Quarter Ended Dec 31, 2016	Quarter Ended Sep 30, 2016
Mortgage Portfolio (millions) ⁽¹⁾	\$534	\$484	\$460	\$444	\$429
Basic Profit Per Share	\$0.241	\$0.238	\$0.311 ⁽²⁾	\$0.239	\$0.241
Dividends Per Share	\$0.234	\$0.234	\$0.234	\$0.264	\$0.234
Return on Equity	8.69%	8.74%	8.87%	8.87%	9.08%
Loan Losses	None	None	None	None	None

(1) Net of impairment provision

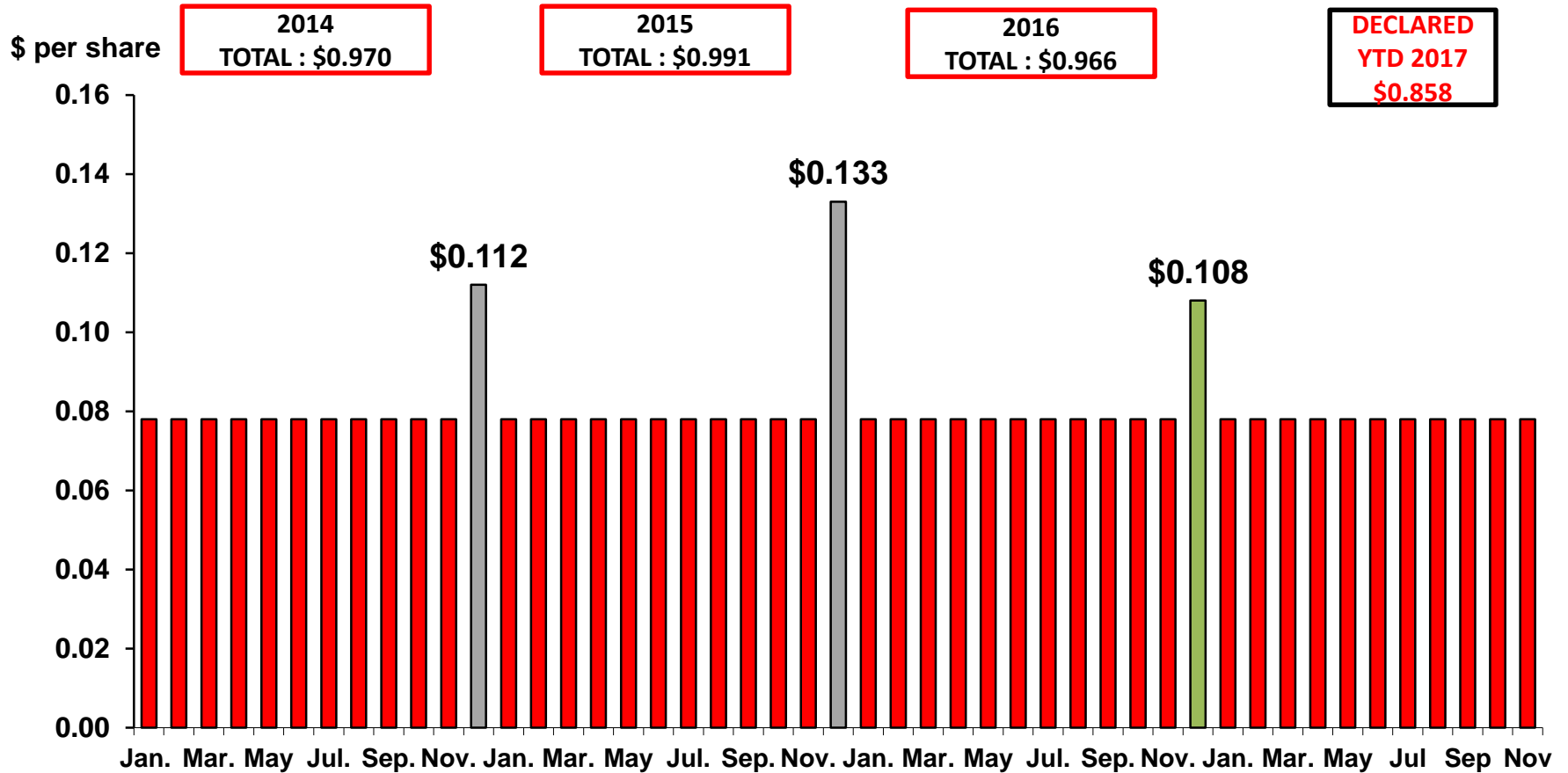
(2) Include one time non- occurring special income

Annualized Return on Shareholders' Equity

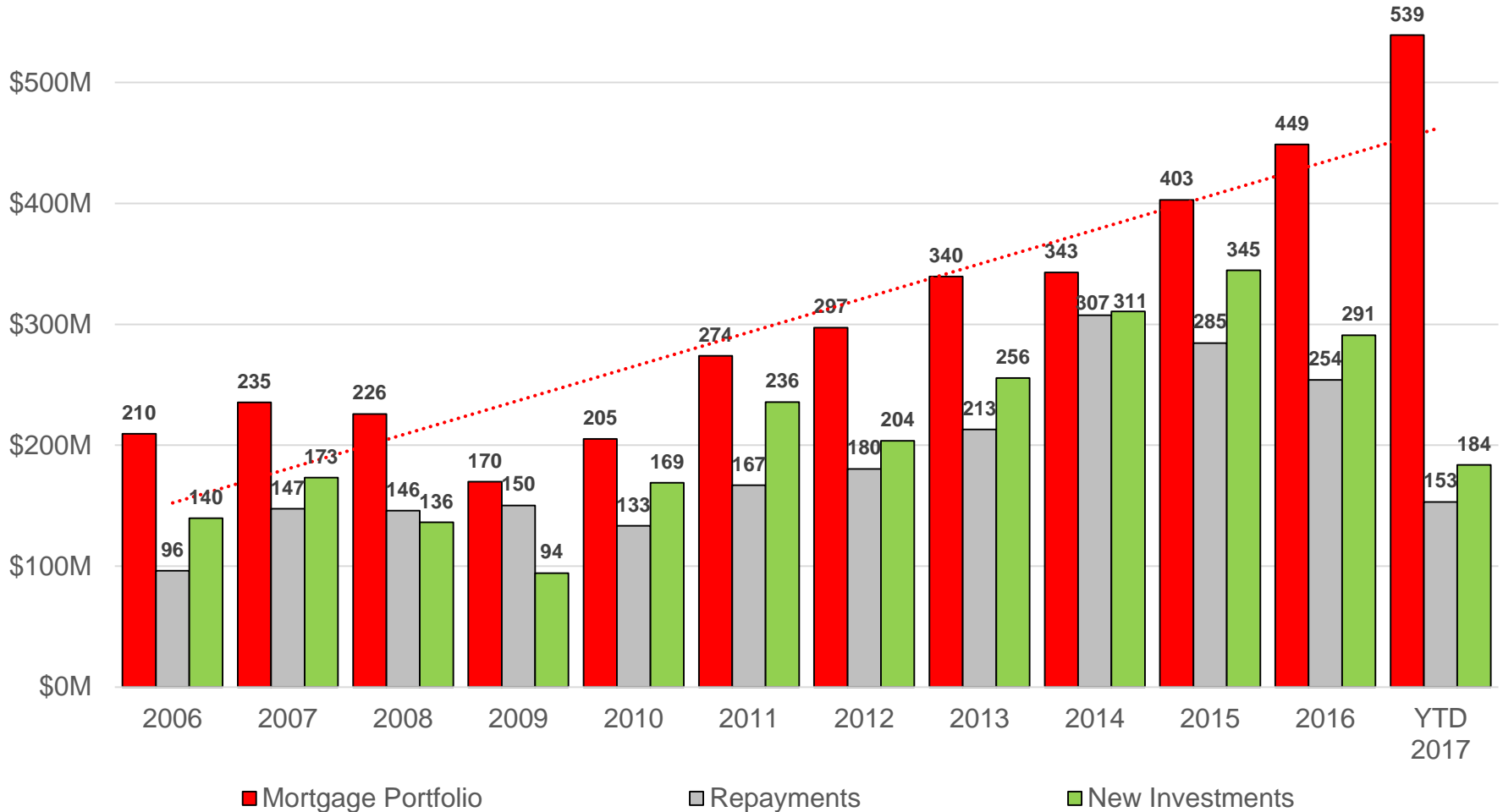


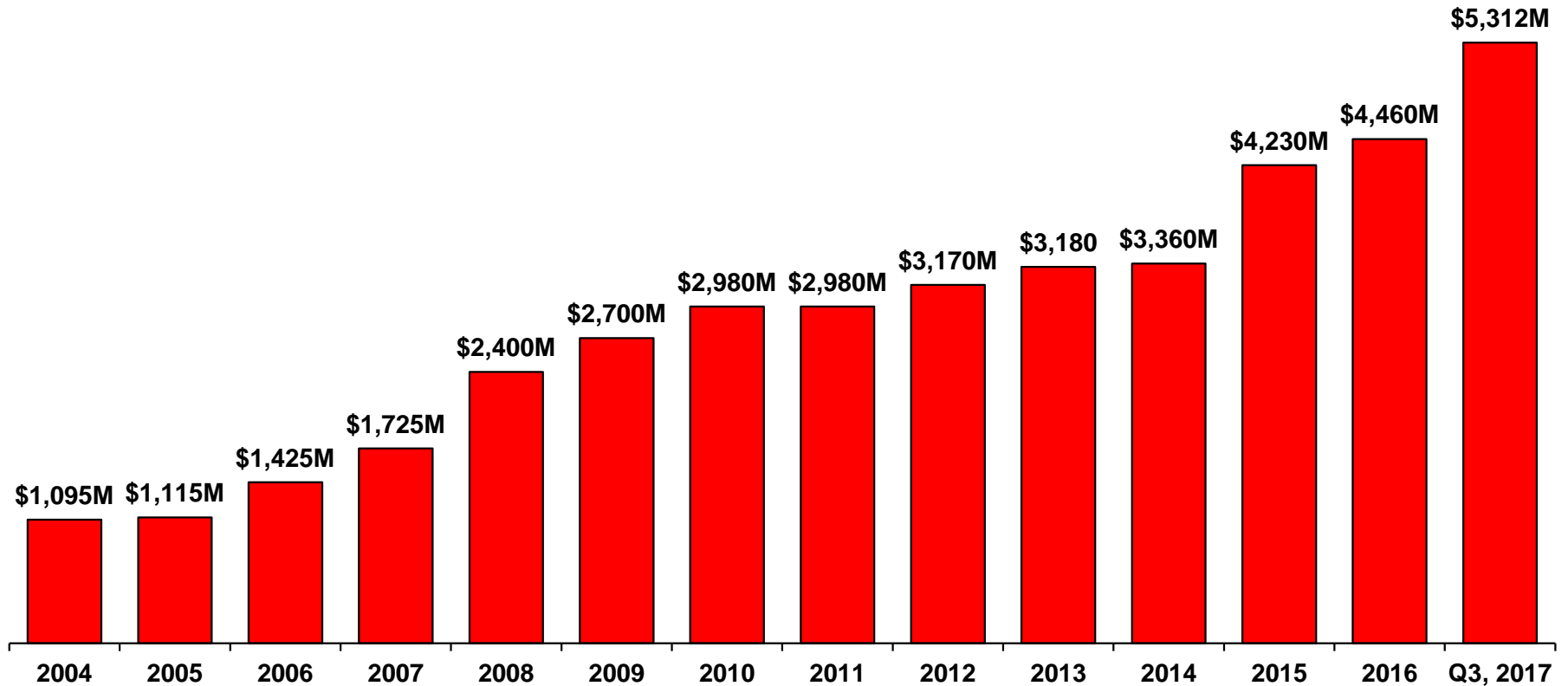
(\$ in millions)	Quarter Ended Sep 30, 2017	Quarter Ended Jun 30, 2017	Quarter Ended Mar 31, 2017	Quarter Ended Dec 31, 2016	Quarter Ended Sep 30, 2016
Interest and Fees Earned	\$10.9	\$9.9	\$11.7	\$9.3	\$8.9
Interest and Operating Expenses	\$5.0	\$3.9	\$4.7	\$3.9	\$3.5
Profit	\$5.9	\$5.4	\$7.0	\$5.4	\$5.4
Dividends to Shareholders ⁽¹⁾	\$5.8	\$5.6	\$5.6	\$5.9	\$5.2
Loan Loss Provision	\$5.3	\$5.1	\$5.1	\$4.5	\$4.2

(1) Fourth quarter dividends includes one time payout of accumulated excess earnings throughout the year



265 Investments in Q3 2017





Prudent Loan Loss Provisions

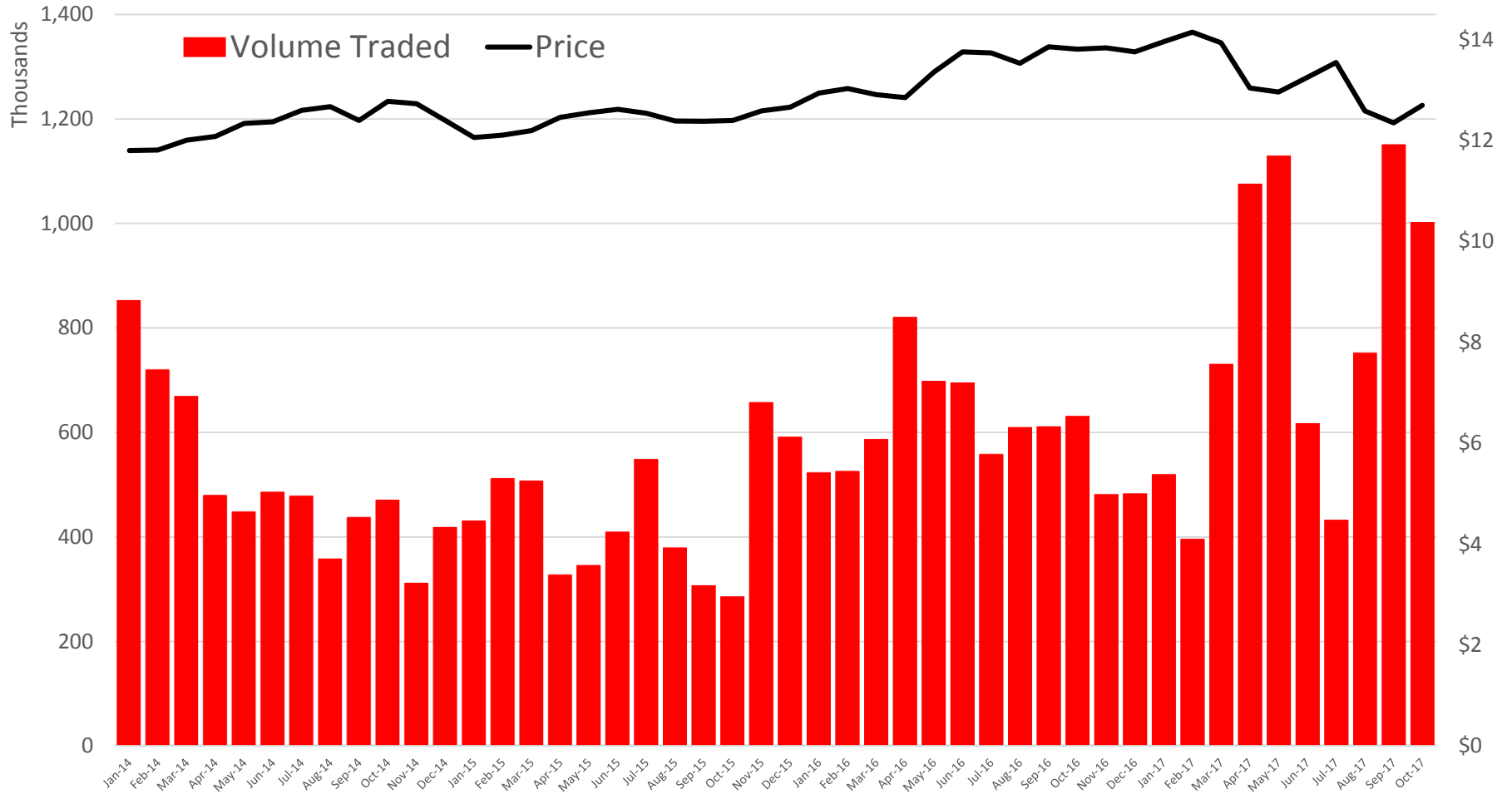
- **Significant Origination Capability**

- Mortgage Banker (FCC) 27 year track record
- 2012 transaction volume - \$515 million
- 2013 transaction volume - \$665 million
- 2014 transaction volume - \$755 million
- 2015 transaction volume - \$793 million
- 2016 transaction volume - \$735 million
- 2017 YTD transaction volume - \$720 million
- The mortgage bank experience and strong partners provides steady deal flow with excellent risk mitigates
- Co-investing with knowledgeable real estate partners

- **Accessed the capital market nine times since August 2011**
 - August 2011
 - \$25.7 MM Series B Convert 5.40%
 - April 2012
 - \$20.7 MM Common Share Equity
 - \$20.5 MM Series C Convert 5.25%
 - March 2013
 - \$20.0 MM Series D Convert 4.75%
 - January 2014
 - \$20.5 MM Common Share Equity
 - April 2015
 - \$25.0 MM Series E Convert 5.30%
 - December 2015
 - \$20.0 MM Series F Convert 5.50%
 - March 2016
 - \$25.0 MM Common Share Equity
 - December 2016
 - \$22.5 MM Series G Convert 5.20%
 - March 2017
 - \$23.0 MM Common Share Equity
 - June 2017
 - \$26.5 MM Series H Convert 5.30%

**Wide
Investment
Dealer
Distribution
Network**

Average Share Price & Trading Volume



- Anticipate to continue to meet and exceed stated objectives of generating a return on equity of 400 basis points over average 1 year Government of Canada treasury bill yields
- Position mortgage investment portfolio towards higher concentration in conventional first mortgages and related investments
- Strong balance sheet and access to capital to take advantage of changing market conditions
- Focused on exit strategies and security over yield
- Continue to seek safer lower yielding investments that provide both an adequate return as well as a degree of safety

- Diversified investment portfolio that produces a stable stream of dividends
- Preservation of shareholders' equity
- Focused on large liquid markets
- Specialized in short term bridge financings with clear exit strategies
- Focused on managing the investment portfolio as opposed to growth
- Over fifteen years of stable dividends

This presentation contains forward-looking statements within the meaning of applicable securities laws. These statements include, but are not limited to, statements made in this presentation, and other statements concerning Firm Capital Mortgage Investment Corporation's ("FCMIC" or the "Corporation") objectives, its strategies to achieve those objectives, as well as statements with respect to management's beliefs, plans, estimates, and intentions, and similar statements concerning anticipated future events, results, circumstances, performance or expectations that are not historical facts. Forward-looking statements generally can be identified by the use of forward-looking terminology such as "outlook", "objective", "may", "will", "would", "expect", "intend", "estimate", "anticipate", "believe", "should", "plan", "continue", or similar expressions suggesting future outcomes or events. Such forward-looking statements reflect management's current beliefs and are based on information currently available to management. All forward-looking statements in this presentation are qualified by these cautionary statements. These statements are not guarantees of future events or performance and, by their nature, are based on FCMIC's estimates and assumptions, which are subject to risks and uncertainties, which could cause actual events or results to differ materially from the forward-looking statements contained in this presentation. Those risks and uncertainties include, but are not limited to, those related to: liquidity in the global marketplace associated with current economic conditions, occupancy levels, access to debt and equity capital, interest rates, the relative illiquidity of real property, unexpected costs or liabilities related to acquisitions or dispositions, construction, environmental matters, legal matters, reliance on key personnel, income taxes, the conditions to the transactions not being satisfied resulting in the failure to complete some or all of the proposed transactions described herein, the trading price of the securities of FCMIC, lack of availability of acquisition or disposition opportunities for the Corporation and exposure to economic, real estate and capital market conditions in North America. Material factors or assumptions that were applied in drawing a conclusion or making an estimate set out in the forward-looking information may include, but are not limited to: that the general economy remains stable, interest rates are relatively stable, acquisition/disposition capitalization rates are stable, competition for acquisition or disposition of residential apartments remains intense, and equity and debt markets continue to provide access to capital. These assumptions, although considered reasonable by the Corporation at the time of preparation, may prove to be incorrect. Although the forward-looking information contained in this presentation is based upon what management believes are reasonable assumptions, there can be no assurance that actual results will be consistent with these forward-looking statements. Certain statements included in this presentation may be considered "financial outlook" for purposes of applicable securities laws, and such financial outlook may not be appropriate for purposes other than this presentation. You should not place undue importance on forward-looking information and should not rely upon this information as of any other date. While we may elect to, we are under no obligation and do not undertake to update this information at any particular time